

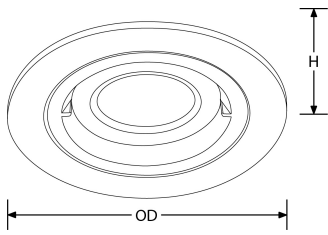


**Product Description:** EDLM™ PRO GU10 Fixed Lock Ring Downlight

The EDLM™ PRO range features fixed, adjustable and wallwasher aluminium downlights available in white, polished chrome and satin nickel finishes. Utilising a discreet lock ring to hold the lamp in place, the EDLM™ PRO range is ideal for use with our ICE™ Lamps.


SKU Code	Finish Colour
EN-DLM356MW	Matt White
EN-DLM356PC	Polished Chrome
EN-DLM356SN	Satin Nickel
EN-DLM356W	White

## Line Drawing




## Polar Curve


## Color




Matt White



Polished  
Chrome



Satin Nickel



White

## Product Features:

- High quality aluminium downlights
- Adjustable EN-DLM357 horizontal adjustment 30°
- Supplied with GU10 lampholder - lamp not included (Max 50W)
- 5 Year warranty
- Extended spring fixing posts allow installation in double thickness plasterboard
- Wallwasher EN-DLM355 rotates 355° with a horizontal adjustment 40°

## Product Specs:

Input Voltage	220~240V AC	Input Frequency	50/60HZ
IP Rating	IP20	Lamp Base	GU10
Height (mm)	115	Overall Diameter (mm)	80
Weight (Kg)	0.110	Product Type	Downlights

## Compliance & Approvals:



## Warranty:

This product has a warranty period of 5 Years. Warranties may be available on certain products as indicated in the product description. Warranties are valid from the date of purchase. The warranty is invalid in the case of improper use, installation, tampering, removal of the Q.C. date label or installation in an improper working environment or installation. Should this product fail during the warranty period it will be replaced free of charge, subject to the correct installation of the original product and subsequent return of the faulty unit. Aurora does not accept responsibility for any installation costs associated with the replacement of this product and Aurora reserves the right to alter specifications without prior notice.