



ECLIPSE II

Ex nA LED Highbay

The **Eclipse II** LED has been designed to make installation quick and simple. The lamp and gear chambers are separated for easy maintenance and require no special cable glands.

The luminaire also features a swing barrel nut system. This allows prior installation and wiring of the mounting base without the need to support the body and lamps. This unique design saves on both time and labour costs.



Mounting Options

Floodlight. Pendant. Pole/Column. Wall. Medium Bay. Low Bay.

Standard Specification

Eclipse II Ex nA LED Highbay

Type of Protection	Ex nA (Non Sparking) Ex tc (Dust Protected Enclosure)
ATEX Classification	Group II Category 3 GD
Area Classification	Zone 2 and Zone 22 areas to EN 60079-10-1 and EN 60079-10-2 with installation to EN60079-14
Certificate	Type Examination Certificate Baseefa04ATEX0393X IECEX Certificate of Conformity IECEX BAS 05.0053X
Coding	Ex nA IIC T4 Gc Ex tc IIIC T90°C Dc IP66 [with /D option]
Enclosure	Painted aluminium body (RAL 7008) with glass globe
Entry	Up to 4 x M20 cable entries
Termination	3 core 6mm ² max. conductor with looping
Installation	Surface mounted
Control Gear	Electronic Driver
Colour Temperature (CCT)	5000K (Cool White)
Colour Rendering Index (Ra)	>70
Maintenance	Barrel nut fastener
Ingress Protection	IP66
Surge Protection	4kV line to line, 6kV line to earth
Electrical Supply	120-254V AC 50/60Hz

Features

- ◆ Highly **Energy Efficient**
- ◆ **Instant on** crisp white light output
- ◆ **Lower power consumption** than HID lamps
- ◆ Low temperature applications **to -40°C**
- ◆ **120,000 maintenance free hours** at 25°C

Std. Cat No.	Delivered Output	Power Consumption	Tclass	T °C (Dust)	Ambient °C	Weight
EC2N/06L/LE	5842 lm	55W	T4	90	-40 to +55	11.5kg
EC2N/09L/LE	8525 lm	81W	T4	90	-40 to +55	12.0kg
EC2N/12L/LE*	12220 lm	107W	T4	90	-40 to +55	12.0kg
EC2N/16L/LE	15630 lm	138W	T4	90	-40 to +40	12.0kg

Options - Suffix to Catalogue No.

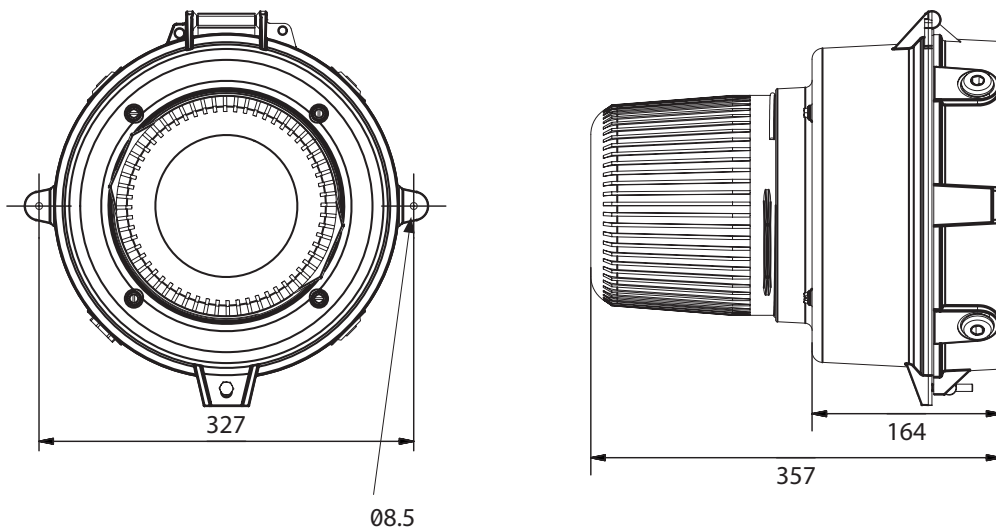
/M25	M25 Cable entries	/SRG	Surge Protection (20kA and 10kV)*
/WM	Wall mounted version (with 2xM20 and 2xM25 entries)	/ST	Stanchion mounted version
/PE	Pendant mounted version (for M25 conduit)	/ER	Sealed spun reflector
/D	Zone 22 dust applications (with external earth plug)		

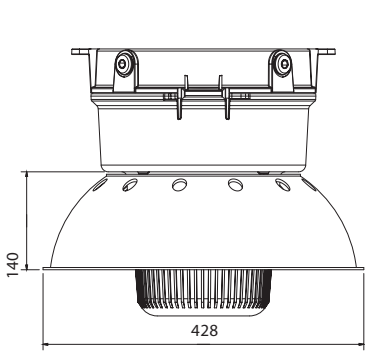
* When using additional surge protection with EC2N/12L/LE please note that the maximum ambient reduces to +40°C.

Accessories *Accessories should be ordered separately*

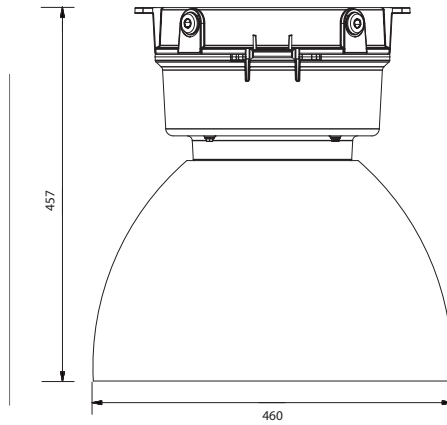
	Order Code
Wire guard for low wattage glass globe	E0850-0042
Wire guard for enclosed reflector	E0850-0043
Dome reflector	SEC20-0001
30° angled reflector	SEC20-0002

EC2N/**L/LE

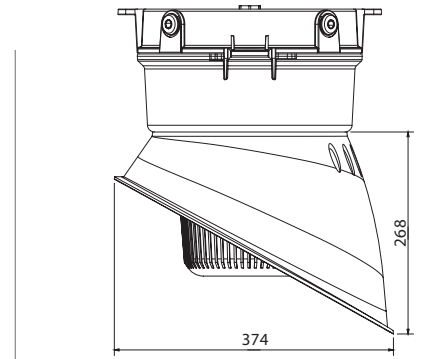




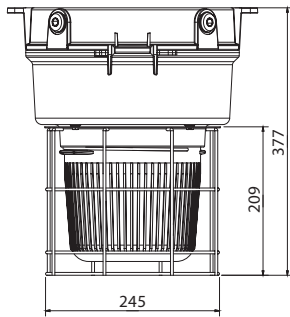
EC2N/**L/LE + SEC20-0001



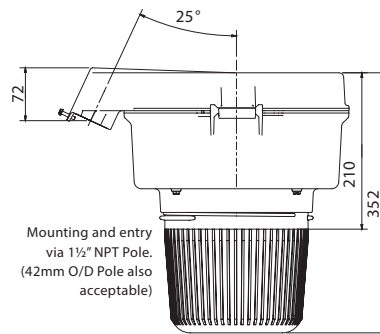
EC2N/**L/LE/ER



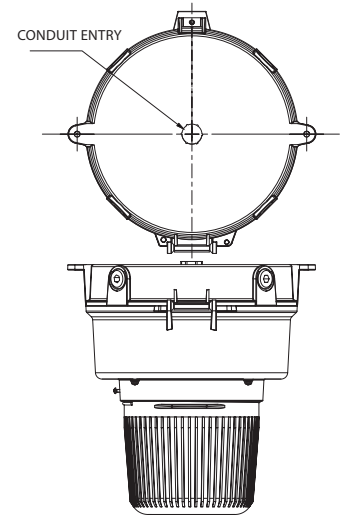
EC2N/**L/LE + SEC20-0002



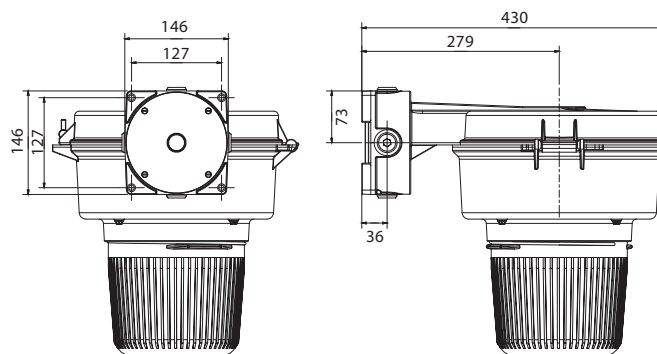
EC2N/**L/LE + E0850-0042



EC2N/**L/LE/ST



EC2N/**L/LE/PE



EC2N/**L/LE/WM