

Product data sheet

Characteristics

MX9SP340

Clipsal MAX9, Surge Protection Device, SPD, 3P, 40kA



Main

Range	MAX9
Product or component type	Surge arrester
Poles description	3P
Remote signalling	With
Signal contacts composition	1 NO + 1 NC
Surge arrester type	Electrical distribution network
Earthing system	TN-C TN-S TT
Device application	Distribution

Complementary

Surge arrester class type	Type 2
Surge arrester technology	MOV
Local signalling	Flag
[Ue] rated operational voltage	240/415 V +/- 6 % AC 50/60 Hz
Nominal discharge current	15 kA conforming to IEC 61643-11
Maximum discharge current	40 kA conforming to IEC 61643-11
[Uc] maximum continuous operating voltage	350 V AC
Maximum [Up] voltage protection level	<1.6 kV type 2
[Ures] residual voltage	1545 V
[Ut] temporary overvoltage	336 V L/PE 5 s withstand
Local signalling	White/red flag
Local signalling	Flag (white/red)
Signalling circuit voltage	AC: 250 V 50/60 Hz
Signalling output current	0.25 A
Mounting mode	Clip-on
Mounting support	DIN rail
Comb busbar and distribution block compatibility	Tooth
9 mm pitches	6
Height	85 mm
Width	54 mm
Depth	64 mm
Product weight	340 g
Colour	White (RAL 9003)
Cable cross section	2.5...25 Mm ² rigid 4...16 mm ² flexible
Response time	<= 25 ns
Maximum residual current	0.6 mA 240/415 V
Connections - terminals	Tunnel type terminal (top or bottom) 2.5...25 mm ² rigid Tunnel type terminal (top or bottom) 4...16 mm ² flexible
Wire stripping length	14 mm
Tightening torque	3.5 N.m

The information provided in this documentation contains general descriptions and/or technical characteristics of the performance of the products contained herein. This documentation is not intended as a substitute for and is not to be used for determining suitability or reliability of these products for specific user applications. It is the duty of any such user or integrator to perform the appropriate and complete risk analysis, evaluation and testing of the products with respect to the relevant specific application or use thereof. Neither Schneider Electric Industries SAS nor any of its affiliates or subsidiaries shall be responsible or liable for misuse of the information contained herein.






Environment

Standards	IEC 61643-11:2011 EN 61643-11:2012
Quality labels	RCM
IP degree of protection	IP20
IK degree of protection	IK03 conforming to IEC 62262
Pollution degree	2
Relative humidity	5...95 % at 55 °C
Operating altitude	0...2000 m
Ambient air temperature for operation	-25...70 °C
Ambient air temperature for storage	-40...85 °C

Packing Units

Unit Type of Package 1	PCE
Number of Units in Package 1	1
Package 1 Height	7.4 cm
Package 1 Width	9.4 cm
Package 1 Length	6.4 cm
Package 1 Weight	356 g
Unit Type of Package 2	BB1
Number of Units in Package 2	4
Package 2 Height	8.2 cm
Package 2 Width	27.5 cm
Package 2 Length	9.6 cm
Package 2 Weight	1.424 kg
Unit Type of Package 3	CAR
Number of Units in Package 3	28
Package 3 Height	20 cm
Package 3 Width	30 cm
Package 3 Length	40 cm
Package 3 Weight	10.468 kg

Offer Sustainability

Sustainable offer status	Green Premium product
REACH Regulation	 REACH Declaration
REACH free of SVHC	Yes
EU RoHS Directive	Compliant  EU RoHS Declaration
Toxic heavy metal free	Yes
Mercury free	Yes
China RoHS Regulation	 China RoHS Declaration
RoHS exemption information	 Yes
Environmental Disclosure	 Product Environmental Profile

Contractual warranty

Warranty	7-year
----------	--------