

TECHNICAL DATA SHEET

Filterless Extract Fan | WC, Bathroom & Kitchen Fan



APPLICATIONS

The extract fan is capable of wall, ceiling, window or duct mounting to meet the Building Regulations Part F. The one fan will ventilate any domestic kitchen, utility room, bathroom or shower room.

SERVICING / MAINTENANCE KITCHEN OR BATHROOM FAN

The warranty on this fan can be renewed through our servicing offer, this replaces the current cartridge for a new one and restarts the warranty period. The fan must be in warranty during the service and cartridge change.

The old cartridge should be returned to the manufacturer for refurbishment. This ensures that no part of the fan should ever end up on landfill. The rear carcass should remain in position to ensure minimal disruption to occupier and no re-decoration is required.

SPECIFICATION STATEMENTS

Kitchen

- The contractor is to provide a centrifugal kitchen extract fan where detailed on the schedule of works.
- The fan is a continuous running 2-speed Filterless Extract Fan and incorporate Intellitrac® Technology, the unique humidity tracking controls, which enables the fan to automatically increase and decrease speed in direct correlation with indoor relative humidity and occupancy levels.
- The fan incorporates a double helix expansion chamber and cyclone technology to assist the unrestricted flow of moisture laden contaminated air from room to atmosphere with quiet running and a pullcord to boost for odour control.
- For safety and ease of cleaning, the fan has a 'Hall Effect' magnet to isolate the fan when the front cover is removed. The fan includes a robust forward curved quick release impeller. The fan is pre-wired with 1.3 metre length of flexible cable to speed up installation and consume no more than 30 watts on boost speed [55 l/s] and 3 watts on trickle [14 l/s].
- The fan incorporates a removable 4" spigot which converts to 6" spigot by means of a kit for installation in any situation.
- The fan includes a powered by an Ultra Low Watt DC motor.
- The plastics are acrylonitrile-butadiene-styrene-copolymer (ABS), treated with UV stabilizer to prevent discolouration.
- The fan will be branded with the client's logo. Any changes to the logo must be approved by the client.

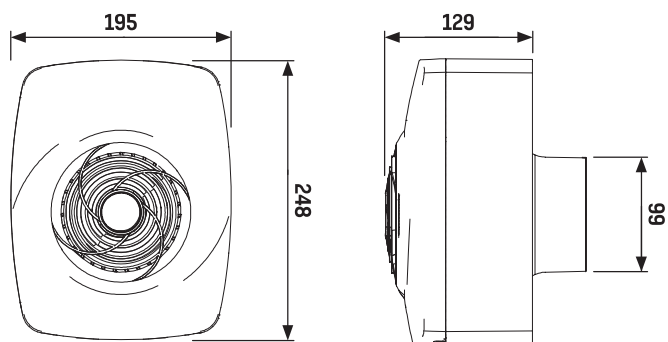
Bathroom

- The contractor is to provide a wall mounted centrifugal bathroom extract fan where detailed on the schedule of works.
- The fan is a continuous running 2-speed Filterless Extract Fan and incorporates Intellitrac® Technology, the unique humidity tracking controls, which enables the fan to automatically increase and decrease speed in direct correlation with indoor relative humidity and occupancy levels.
- The fan should have a double helix expansion chamber and cyclone technology to assist the unrestricted flow of moisture laden contaminated air from room to atmosphere with quiet running and a pullcord to boost for odour control.
- For safety and ease of cleaning, the fan includes a 'Hall Effect' magnet to isolate the fan when the front cover is removed. There is a robust forward curved quick release impeller. The fan is pre-wired with 300mm length of flexible cable and consumes no more than 14 watts on boost speed [37 l/s] and 3 watts on trickle [14 l/s].
- The fan can be supplied in mains (IPX4) or SELV (IPX5) with a streamline SELV (Safety Extra Low Voltage) fused spur unit.
- The fan comes with a removable 4" spigot which converts to 6" spigot by means of a kit for installation in any situation.
- The fan is powered by an Ultra Low Watt DC motor.
- The plastics should be of acrylonitrile-butadiene-styrene-copolymer (ABS), treated with UV stabilizer to prevent discolouration.
- The fan should come branded with the client's logo. Any changes to the logo must be approved by the client.

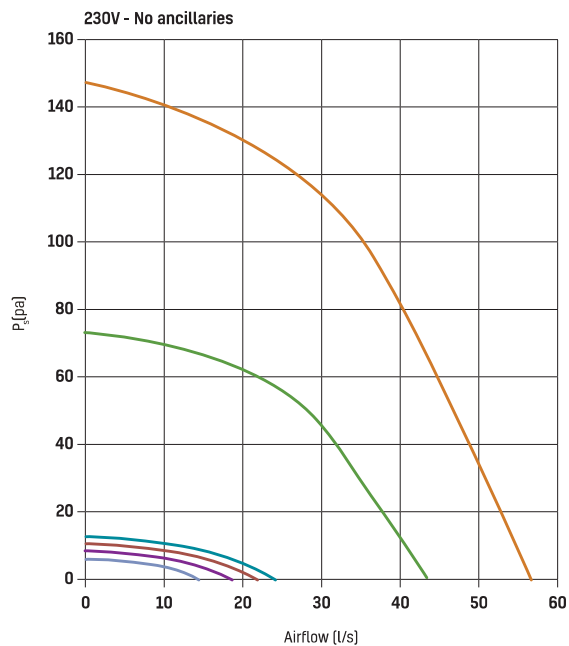
TECHNICAL DATA SHEET

Filterless Extract Fan | WC, Bathroom & Kitchen Fan

SIZE (MM)



PERFORMANCE CURVE*



KEY

- Kitchen Trickle
- Kitchen Boost
- Bathroom Trickle Plus
- Kitchen Trickle Plus
- Bathroom Trickle
- Bathroom Boost

PERFORMANCE & SOUND LEVELS*

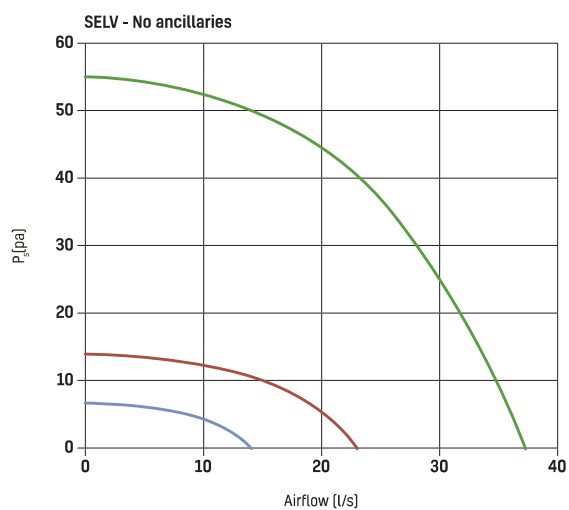
Airflow Performance - 230V

| Settings | Power [W] | Duty [l/s] | Sound dB(A) @ 3m |
|-------------------|-----------|------------|------------------|
| Bathroom Trickle* | 3 | 14 | 12.72 |
| Bathroom Trickle+ | 4 | 21 | 19.37 |
| Bathroom Boost* | 14 | 41 | 34.96 |
| Kitchen Trickle | 3 | 19 | 16.52 |
| Kitchen Trickle+ | 4 | 22 | 19.18 |
| Kitchen Boost | 30 | 55 | 45.26 |

Airflow Performance - SELV

| Settings | Power [W] | Duty [l/s] | Sound dB(A) @ 3m |
|-------------------|-----------|------------|------------------|
| Bathroom Boost* | 14 | 37 | 34.96 |
| Bathroom Trickle | 3 | 14 | 12.72 |
| Bathroom Trickle+ | 4 | 21 | 19.37 |

*Performance under free air condition (0Pa).



KEY

- Bathroom Boost
- Bathroom Trickle
- Bathroom Trickle Plus