

DUO CORE

Duo Core IP65 Emergency Luminaire

- Enhanced luminosity: Offers a superior emergency output of 2 x 215lm, ensuring brighter and more effective lighting
- Compact design: Sleek and space-saving, making it ideal for various installation environments
- Cost-efficient: Provides high-quality performance at an economical price
- 6 years design life: Reliable for up to 6 years in maximum ambient conditions
- Efficient energy consumption: Optimised for minimal energy usage without compromising on brightness and functionality
- Versatile adjustability: Adjust vertically (Up/Down) and horizontally (Left/Right) for optimal lighting
- Robust protection: Rated at IP65 for water & dust resistance and IK10 impact resistance for durability
- Convenient installation: Supplied with a 1.2m flex and plug for easy setup and integration



ORDERING INFORMATION	
Order code	12144
Description	Duo Core Emergency Weatherproof Luminaire
Driver Type	Fixed output
Item Code	EV-DUO-CORE

MECHANICAL	
IP Rating	IP65
IK Rating	IK10
Adjustability	Adjustable
Fitting Colour	White
Body Material	Polycarbonate
Diffuser Material	Polycarbonate
Installation Type	Surface mount

ELECTRICAL	
Working Temp Range	0 to 40 °C
Input Frequency	50 Hz
Maximum Wattage	2.5 W
Input voltage	230Vac

In Australia the Input voltage is defined as 230Vac -6%/+10%. This effectively means that the voltage range of these products are 216Vac - 253Vac or 240V +6%

Standby Power	1 W
Standby power for non-maintained/switched maintained emergency devices is measured when the light is off and the charger is in standby mode. For maintained emergency devices, standby power is measured when the light is on and the charger is in standby mode. Typically, charging occurs for the first 16 hours after the device is powered or after a battery discharge.	

DRIVER	
Driver Type	Fixed output
Driver Included	Yes
Flex & Plug or Lead Length	1200 mm
Wiring Type	Re-wireable Flex & Plug (2 pin)

EMERGENCY (EM SUFFIX)	
Emergency Mode	Non-Maintained
Emergency Output Power	2700 mW
Replacement Battery Code	18096
Emergency Duration	90 mins
Emergency Lumen Output	430 lm

COMPLIANCE

Product Design Life 6 years

The product design life relates to the total product life which includes LEDs, drivers and the enclosure. This is different to the LED lifetime which only refers to the economical lifetime of the LEDs at which time the lumen output has dropped below the L Value. The product design life is calculated at the maximum ambient or working temperature of the product and takes into account the Daily Use.

Standards AS/NZS 60598.1
AS 60598.2.22
AS/NZS 61347.1
AS/NZS 61347.2.13
AS CISPR 15
AS/NZS 2293.3

WARRANTY

Commercial Use Warranty 5 RTB (Total 5 Years)

DIMENSIONS

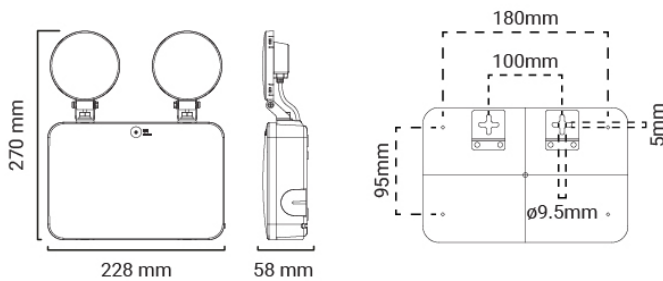
Product Height 270 mm

Product Length 228 mm

Product Width 50 mm

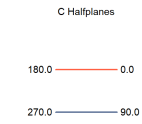
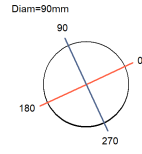
LINE DRAWINGS

EV/DUO/CORE/2/1



PHOTOMETRICS

EV/DUO/CORE



Flux 216 lm
Maximum 389.87 cd/klm
Position C=247.50 G=5.00
Efficiency: 100.00%
Date: 13-04-2023
Asymmetrical

