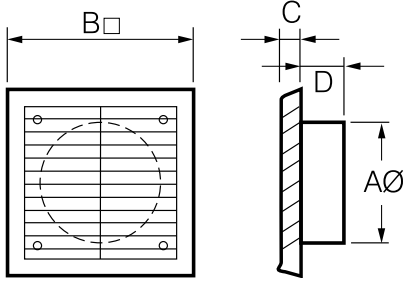




Includes flywire mesh sheet to eliminate entry of insects.

DIMENSIONS



EPFL/PFL EXTERNAL FIXED LOUVRE GRILLE



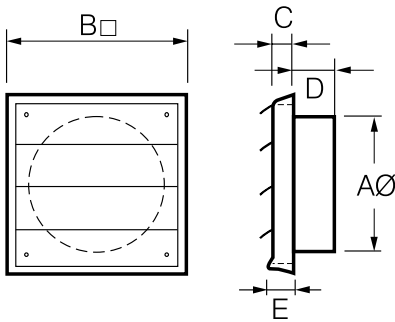
- Designed to withstand harsh outdoor conditions, made with impact & UV resistant Polypropylene.
- Includes flywire mesh sheet to eliminate entry of insects.
- Available in 100mm, 125mm, 150mm & 200mm.
- Comes in black or white finish.

MODEL NO.	COLOUR	NO. OF GRILLES IN BULK PACK	DUCT DIAMETER AØ	B	C	D
EPFL100	White	20	100	154	17	26
EPFL100BK	Black	20	100	154	17	26
EPFL125	White	20	125	154	17	26
EPFL125BK	Black	20	125	154	17	26
EPFL150	White	20	150	185	18	34
EPFL150BK	Black	20	150	185	18	34
PFL200PK	White	-	200	248	25	30
PFL200	White	15	200	248	25	30

EPFL supplied in branded boxes, PFL200 supplied loose, PFL200PK supplied with headercard attached. All dimensions in mm.



DIMENSIONS




PGL EXTERNAL GRAVITY LOUVRE GRILLE



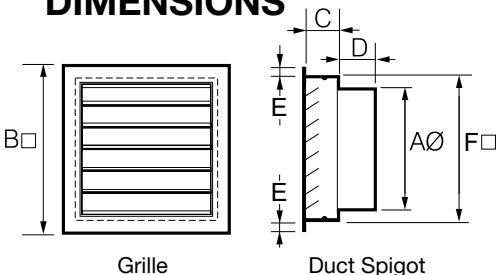
- Designed to withstand harsh outdoor conditions, made with impact & UV resistant PVC.
- Includes shutters that open when the fan is running and close when it is off.
- Available in 100mm, 125mm & 150mm.

MODEL NO. (SINGLE UNIT ONLY)	MODEL NO. (FOR BULK PACK)	NO. OF GRILLES IN BULK PACK	DUCT DIAMETER AØ	B	C	D	E
PGL100PK	PGL100	20	100	155	15	25	18
PGL125PK	PGL125	10	125	155	17	28	20
PGL150PK	PGL150	10	150	185	15	35	20

All dimensions in mm



DIMENSIONS



ALUMINIUM EXTERNAL FIXED LOUVRE GRILLE



- Comes with a galvanised steel spigot that fits inside the wall cavity, leaving the front face to finish flush to the wall.
- Its rigidly-fixed horizontal blades are designed to reduce the possibility of rainwater entry.
- Vermin proof mesh is fitted to minimise the entry of debris.

MODEL NO.	DUCT DIAMETER AØ	B	C	D	E	F
ELDA200	200	297	60	95	20	250
ELDA250	250	345	60	95	25	300

All dimensions in mm