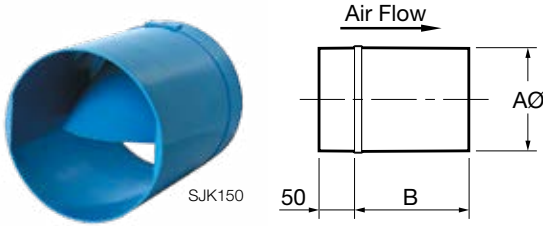
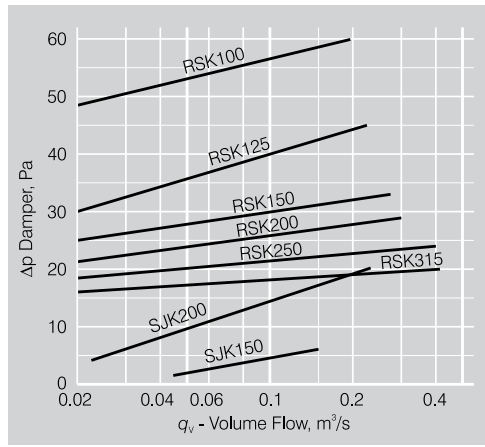


SJK BACKDRAFT DAMPER (GRAVITY)



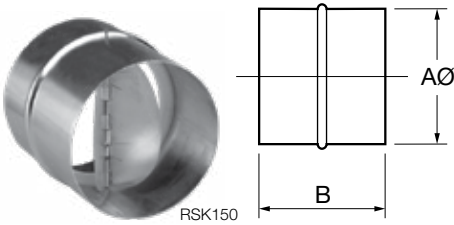
Compared to conventional spring loaded backdraft dampers, the SJK has superior performance characteristics due to its unique design that provides minimal resistance to air flow. The flap closes when the fan is off.



PART NO.	DIMENSIONS		TO SUIT FAN SELECTED				
	AØ	B	ProVent	TD Silent	Ezifit In-Wall	Ezifit Thru Wall	Ezifit Thru Roof
SJK150	150	161	RIL-150..	TD-500..	EIE150	EWE152 EWE154	ECE152 ECE154
SJK200	200	211	RIL-200..	TD-800..			ECE204

All dimensions in mm

RSK BACKDRAFT DAMPER (SPRING LOADED)



The tube is constructed from galvanised steel and the flaps from aluminium. Flaps are spring-loaded and when the fan is switched off they close providing a seal.

PART NO.	DIMENSIONS		TO SUIT FAN SELECTED				
	AØ	B	ProVent	TD Silent	Ezifit In-Wall	Ezifit Thru Wall	Ezifit Thru Roof
RSK100	100	130	RIL-100	TD-250..	-	-	-
RSK125	125	130	RIL-125	TD-350..	-	-	-
RSK150	150	130	RIL-150..	TD-500..	EIE150	EWE152 EWE154	ECE152 ECE154
RSK200	200	130	RIL-200..	TD-800..	-	-	ECE204
RSK250	250	130		TD-1300..	-	-	-
RSK315	315	130		TD-2000..	-	-	-

All dimensions in mm

WALL PLATES



PART NO.	HOLE DIAMETER	WIDTH	HEIGHT	TO SUIT FAN SELECTED	
				STYLVENT	HCM
WP130PK	185	300	320	HV-150AE	HCM-150N
WP180PK	219	300	320		HCM-180N
WP225PK	259	425	425	HV-230AE	HCM-225N

All dimensions in mm

WALL RODS

Wall Rods are specifically designed for the Stylvent and HCM fans. They are required if the fan is to be installed in walls 25mm - 300mm thick.



PART NO.	TO SUIT FAN SELECTED	
	STYLVENT	HCM
WALLRODSPK	All Models	All models

Comes in packs of 4 wall rods

WALL TUBES



PART NO.	SPIGOT DIAMETER RANGE	LENGTH	TO SUIT FAN SELECTED							
			DOM	SILENT	EDM	SILENT DESIGN	RING PLATE	VOGUE	STYLVENT	HCM
WT130PPK	100 - 130	280	DOM-100C DOM-125C	SILENT-100.. SILENT-125..		SILDES100.. SILDES200..	-	-	-	-
WT230PPK	150 - 230	280	DOM-150C	SILENT-150..	EDM-300C	SILDES300..	RP20..	VCW20..	HV-150AE	HCM-150N HCM-180N
WT370PPK	250 - 370	280	-	-	-	-	RP25.. RP30.. RP35..	VCW254 VCW30..	HV-230AE HV-300AE	HCM-225N

All dimensions in mm