

30W T8 LED Non Dimmable Colour Switchable Glass Tube

Product Ref: **EDLEDTUBE/G6FT/CC**

Technical Features:

- CCT selectable - Warm White (3000K), Cool White (4000K) and Daylight White (6500K)
- Complete with LED starter for use in retrofit installations
- LED replacement for T8 FL with G13 cap for use in CCG luminaires or on direct AC mains
- Energy savings
- Long lamp life
- Built-in driver
- No UV output
- Durable glass construction
- Uniform illumination
- Over current protection
- Low flicker (SVM \leq 0.4 / PstLM \leq 1)



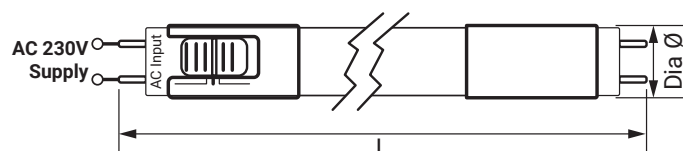
Safety Advice:

Direct retrofit with Magnetic Ballast (CCG), however rewire direct to Mains will increase energy efficiency.

Ensure 230V AC is only supplied to the end of the LED Tube labelled AC Input

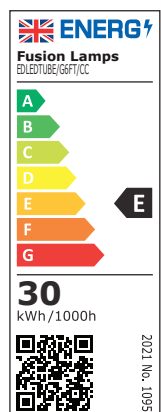
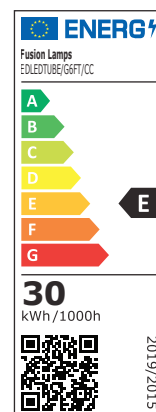
Not Suitable for emergency lighting

Disconnect from mains before installation



Product Specification

| | |
|-----------------------------|------------------------------|
| Beam Angle | 300° |
| Cap Type | G13 |
| Colour | White |
| Colour Temperature | Selectable - 3000/4000/6500K |
| Compliance | UKCA, CE |
| CRI | 80 |
| Dimmable | No |
| Energy Rating | E |
| Guarantee | 3 Years |
| Inrush Current | 15A |
| Lamp Life (L70/B50) | 25000 hours |
| Lamp Type | LED Tubes |
| Lens Colour | Opal |
| Lumens | 3600lm |
| Lumens (Useful) 360° | 3600lm |
| Mercury Content | 0mg |
| Operating Temperature Range | -20 - +40°C |
| Switching Cycles | 30000 |
| Voltage Rating | 230V |
| Wattage | 30W |
| Weight | 0.344kg |
| Diameter Ø | 28mm |
| Length | 1776mm |



Errors and omissions excepted (E&OE). All information is subject to change without notice and is correct at the time of print. Refer to issue number and date below.

Tel: +44 (0)1302 822 833 • fusion-lamps.co.uk