

finesse

minimal, sleek



The architecturally inspired finesse range is sure to impress audiences with its minimalistic and precise design, and is considered to be ingeniously simplistic.

Its remarkable slim profile together with a refined translucent edge, perfectly complements the sharp and clean lines of a surrounding modern interior.



Advantages:

- Sleek 4.6mm profile
- Available in gloss white, matt white and matt black to suit any decor or mood
- Rotoloc® system

Characteristics:

- | | |
|-----------------------|---------------------------------|
| - External material: | - UV stabilised |
| - Switches terminals: | - 4 x 1.5mm ² cables |
| - Sockets terminals: | - 4 x 2.5mm ² cables |



01

With a profile of only 4.6mm off the wall surface, finesse has the lowest profile on the market.



02

Terminal screws partially backed out for faster installation.



03

Strong impact and UV resistant polycarbonate material will not 'yellow' over time.



04

Our patented Rotoloc® system eliminates the possibility of the mechanism being pushed back into the wall cavity.



05

Deep screw housing provides a cap free installation that meets standards compliance.



06

A spring loaded shutter protects little fingers from live parts inside sockets.



07

Available in Matt Black, Matt White and Gloss White.



08

A full range of accessories and mechs including mechanical or electronic push button switches and universal dimmers.


Switches and sockets

Features

- Multiple mounting holes
- Supplied with standard 32mm tapered point fixing screws
- No mechanism push back
- High impact, high gloss UV stabilised polycarbonate construction
- Spray matt finishes available in matt white and matt black
- Screw retention
- Hybrid plates for non-Hager Roto-loc mechanisms



WBQSP4



WBQSPB

Switch Plates - No Mechanisms

| Description | Available colours | Box qty | Cat ref. |
|-------------------------|-------------------|---------|------------------------------|
| 1 gang | Gloss White | 10 | ★ WBQSP1 |
| | Matt Black | 10 | ★ WBQSP1-MB |
| | Matt White | 10 | ★ WBQSP1-MW |
| 2 gang | Gloss White | 10 | ★ WBQSP2 |
| | Matt Black | 10 | ★ WBQSP2-MB |
| | Matt White | 10 | ★ WBQSP2-MW |
| 3 gang | Gloss White | 10 | ★ WBQSP3 |
| | Matt Black | 10 | ★ WBQSP3-MB |
| | Matt White | 10 | ★ WBQSP3-MW |
| 4 gang | Gloss White | 10 | ★ WBQSP4 |
| | Matt Black | 10 | ★ WBQSP4-MB |
| | Matt White | 10 | ★ WBQSP4-MW |
| 5 gang | Gloss White | 10 | ★ WBQSP5 |
| | Matt Black | 10 | ★ WBQSP5-MB |
| | Matt White | 10 | ★ WBQSP5-MW |
| 6 gang | Gloss White | 10 | ★ WBQSP6 |
| | Matt Black | 10 | ★ WBQSP6-MB |
| | Matt White | 10 | ★ WBQSP6-MW |
| Blank | Gloss White | 10 | ★ WBQSPB |
| | Matt Black | 10 | ★ WBQSPB-MB |
| | Matt White | 10 | ★ WBQSPB-MW |
| Brush cable entry plate | Gloss White | 10 | ★ WBQSPCE |
| | Matt Black | 10 | ★ WBQSPCE-MB |
| | Matt White | 10 | ★ WBQSPCE-MW |

Switches and sockets



WBQHSP1



WBQHSP4

Switch Plates - Hybrid
(For use with non-Hager mechanisms)

| Description | Available colours | Box qty | Cat ref. |
|-------------|-------------------|---------|------------------------------|
| 1 gang | Gloss White | 10 | ★ WBQHSP1 |
| | Matt Black | 10 | ★ WBQHSP1-MB |
| | Matt White | 10 | ★ WBQHSP1-MW |
| 2 gang | Gloss White | 10 | ★ WBQHSP2 |
| | Matt Black | 10 | ★ WBQHSP2-MB |
| | Matt White | 10 | ★ WBQHSP2-MW |
| 3 gang | Gloss White | 10 | ★ WBQHSP3 |
| | Matt Black | 10 | ★ WBQHSP3-MB |
| | Matt White | 10 | ★ WBQHSP3-MW |
| 4 gang | Gloss White | 10 | ★ WBQHSP4 |
| | Matt Black | 10 | ★ WBQHSP4-MB |
| | Matt White | 10 | ★ WBQHSP4-MW |

Features

- Multiple mounting holes
- Supplied with captive 32mm tapered point fixing screws
- No mechanism push back
- High impact, high gloss UV stabilised polycarbonate construction
- Press mechs 10A
- Spray matt finishes available in matt white and matt black
- Switch when supplied are fitted with 16AX mechanisms (suitable for fluorescent loads)
- 2 way and loop terminal as standard
- Combination head screws 'backed off' for ease of cable insertion
- Terminals accommodate 4 x 1.5mm² cable
- Push button mechanical switches rated 10A
- 240V press button mechs - 10AX

Dimension data: [Page 428](#)



Switches

| Description | Available colours | Box qty | Cat ref. |
|-------------|---|---------|-----------------------------|
| 1 gang | <input type="radio"/> Gloss White | 10 | ★ WBQSV1 |
| | <input checked="" type="radio"/> Matt Black | 10 | ★ WBQSV1-MB |
| | <input type="radio"/> Matt White | 10 | ★ WBQSV1-MW |
| 2 gang | <input type="radio"/> Gloss White | 10 | ★ WBQSV2 |
| | <input checked="" type="radio"/> Matt Black | 10 | ★ WBQSV2-MB |
| | <input type="radio"/> Matt White | 10 | ★ WBQSV2-MW |
| 3 gang | <input type="radio"/> Gloss White | 5 | ★ WBQSV3 |
| | <input checked="" type="radio"/> Matt Black | 5 | ★ WBQSV3-MB |
| | <input type="radio"/> Matt White | 5 | ★ WBQSV3-MW |
| 4 gang | <input type="radio"/> Gloss White | 5 | ★ WBQSV4 |
| | <input checked="" type="radio"/> Matt Black | 5 | ★ WBQSV4-MB |
| | <input type="radio"/> Matt White | 5 | ★ WBQSV4-MW |
| 5 gang | <input type="radio"/> Gloss White | 5 | ★ WBQSV5 |
| | <input checked="" type="radio"/> Matt Black | 5 | ★ WBQSV5-MB |
| | <input type="radio"/> Matt White | 5 | ★ WBQSV5-MW |
| 6 gang | <input type="radio"/> Gloss White | 5 | ★ WBQSV6 |
| | <input checked="" type="radio"/> Matt Black | 5 | ★ WBQSV6-MB |
| | <input type="radio"/> Matt White | 5 | ★ WBQSV6-MW |



WBQSV1



WBQSV4-MB

Switches with 240V Press Mech

| Description | Characteristics | Available colours | Box qty | Cat ref. |
|--|-----------------|---|---------|-------------------------------|
| 1 gang | 10A | <input type="radio"/> Gloss White | 10 | ★ WBQSV1PB |
| | | <input checked="" type="radio"/> Matt Black | 10 | ★ WBQSV1PB-MB |
| | | <input type="radio"/> Matt White | 10 | ★ WBQSV1PB-MW |
| 2 gang | 10A | <input type="radio"/> Gloss White | 10 | ★ WBQSV2PB |
| | | <input checked="" type="radio"/> Matt Black | 10 | ★ WBQSV2PB-MB |
| | | <input type="radio"/> Matt White | 10 | ★ WBQSV2PB-MW |
| 3 gang | 10A | <input type="radio"/> Gloss White | 5 | ★ WBQSV3PB |
| | | <input checked="" type="radio"/> Matt Black | 5 | ★ WBQSV3PB-MB |
| | | <input type="radio"/> Matt White | 5 | ★ WBQSV3PB-MW |
| 4 gang | 10A | <input type="radio"/> Gloss White | 5 | ★ WBQSV4PB |
| | | <input checked="" type="radio"/> Matt Black | 5 | ★ WBQSV4PB-MB |
| | | <input type="radio"/> Matt White | 5 | ★ WBQSV4PB-MW |
| 240V LED for PB mech LED - blue (Not supplied with switches) | 240V | | 20 | ★ WBAPBLED |



WBQSV1PB

Features

- Multiple mounting holes
- Supplied with captive 32mm tapered point fixing screws
- No mechanism push back
- High impact, high gloss UV stabilised polycarbonate construction
- Spray matt finishes available in matt white and matt black
- Switch when supplied are fitted with 16AX mechanisms (suitable for fluorescent loads)
- 2 way and loop terminal as standard
- Terminals accommodate 4 x 1.5mm² cable
- Combination head screws Phillip's #1 'backed off' for ease of cable insertion

Cooker switch features

- Double pole
- Comes with 2 covers
 - One marked with 'cooker'
 - One with no marking
- Terminals accept 6mm² cable

Dimension data: [Page 428 and 429](#)



WBQSA2

Architrave Switches

| Description | Available colours | Box qty | Cat ref. |
|-------------|---|---------|-----------------------------|
| 1 gang | <input type="radio"/> Gloss White | 10 | ★ WBQSA1 |
| | <input checked="" type="radio"/> Matt Black | 10 | ★ WBQSA1-MB |
| | <input type="radio"/> Matt White | 10 | ★ WBQSA1-MW |
| 2 gang | <input type="radio"/> Gloss White | 10 | ★ WBQSA2 |
| | <input checked="" type="radio"/> Matt Black | 10 | ★ WBQSA2-MB |
| | <input type="radio"/> Matt White | 10 | ★ WBQSA2-MW |
| 3 gang | <input type="radio"/> Gloss White | 5 | ★ WBQSA3 |
| | <input checked="" type="radio"/> Matt Black | 5 | ★ WBQSA3-MB |
| | <input type="radio"/> Matt White | 5 | ★ WBQSA3-MW |



WBQCKSV1

Switches - Cooker Switch

| Description | Characteristics | Available colours | Box qty | Cat ref. |
|---|-----------------|---|---------|-------------------------------|
| Vertical cooker switch Double pole | 40A | <input type="radio"/> Gloss White | 5 | ★ WBQCKSV1 |
| | | <input checked="" type="radio"/> Matt Black | 5 | ★ WBQCKSV1-MB |
| | | <input type="radio"/> Matt White | 5 | ★ WBQCKSV1-MW |
| Horizontal cooker switch Double pole | 40A | <input type="radio"/> Gloss White | 5 | ★ WBQCKSH1 |
| | | <input checked="" type="radio"/> Matt Black | 5 | ★ WBQCKSH1-MB |
| | | <input type="radio"/> Matt White | 5 | ★ WBQCKSH1-MW |

Features

- Removable covers for ease of painting
- Multiple mounting holes
- Terminal screws "backed off"
- Bevelled and colour coded cable entries aligned for ease of termination
- Supplied with retained tapered point 32mm fixing screws
- Spray matt finishes available in matt white and matt black

Technical data

- All sockets 250V 50Hz rated
- Extra switch models fitted with 16AX mechanisms
- Terminal accommodates 4 x 2.5mm² cable
- High impact, high gloss UV stabilised polycarbonate construction

Dimension data: [Page 428](#)



Sockets - horizontal

| Description | Characteristics | Available colours | Box qty | Cat ref. |
|---|-------------------|-------------------|---------|----------------------------------|
| Single sockets | 10A | Gloss White | 10 | ★ WBQP1S |
| | | Matt Black | 10 | ★ WBQP1S-MB |
| | | Matt White | 10 | ★ WBQP1S-MW |
| | 10A 'Round Earth' | Gloss White | 10 | ★ WBQP1R |
| | | Matt Black | 10 | ★ WBQP1R-MB |
| | | Matt White | 10 | ★ WBQP1R-MW |
| | 15A | Gloss White | 5 | ★ WBQP115S |
| | | Matt Black | 5 | ★ WBQP115S-MB |
| | | Matt White | 5 | ★ WBQP115S-MW |
| Double sockets | 10A | Gloss White | 10 | ★ WBQP2S |
| | | Matt Black | 10 | ★ WBQP2S-MB |
| | | Matt White | 10 | ★ WBQP2S-MW |
| Double sockets with extra switch | 10A | Gloss White | 5 | ★ WBQP2XS |
| | | Matt Black | 5 | ★ WBQP2XS-MB |
| | | Matt White | 5 | ★ WBQP2XS-MW |
| Double sockets blanked extra switch | 10A | Gloss White | 1 | ★ WBQP2XSB |
| | | Matt Black | 1 | ★ WBQP2XSB-MB |
| | | Matt White | 1 | ★ WBQP2XSB-MW |
| Double sockets with USB Type A and Type C | 10A | Gloss White | 5 | ★ WBQP2SUSBAC |
| | | Matt Black | 5 | ★ WBQP2SUSBAC-MB |
| | | Matt White | 5 | ★ WBQP2SUSBAC-MW |



WBQP2S



WBQP2S-MB



WBQP2SUSBAC

Sockets - vertical

| Description | Characteristics | Available colours | Box qty | Cat ref. |
|---------------|-----------------|-------------------|---------|------------------------------|
| Single socket | 10A | Gloss White | 10 | ★ WBQP1VS |
| | | Matt Black | 10 | ★ WBQP1VS-MB |
| | | Matt White | 10 | ★ WBQP1VS-MW |



WBQP1VS

Switches and sockets

Features

- High impact, high gloss UV stabilised polycarbonate
- Spray matt finishes available in matt white and matt black



WBQCV1



WBQCV4

Switch Cover Plates

| Description | Available colours | Box qty | Cat ref. |
|-------------|-------------------|---------|-----------------------------|
| 1 gang | ○ Gloss White | 10 | ★ WBQCV1 |
| | ● Matt Black | 10 | ★ WBQCV1-MB |
| | ○ Matt White | 10 | ★ WBQCV1-MW |
| 2 gang | ○ Gloss White | 10 | ★ WBQCV2 |
| | ● Matt Black | 10 | ★ WBQCV2-MB |
| | ○ Matt White | 10 | ★ WBQCV2-MW |
| 3 gang | ○ Gloss White | 10 | ★ WBQCV3 |
| | ● Matt Black | 10 | ★ WBQCV3-MB |
| | ○ Matt White | 10 | ★ WBQCV3-MW |
| 4 gang | ○ Gloss White | 10 | ★ WBQCV4 |
| | ● Matt Black | 10 | ★ WBQCV4-MB |
| | ○ Matt White | 10 | ★ WBQCV4-MW |
| 5 gang | ○ Gloss White | 10 | ★ WBQCV5 |
| | ● Matt Black | 10 | ★ WBQCV5-MB |
| | ○ Matt White | 10 | ★ WBQCV5-MW |
| 6 gang | ○ Gloss White | 10 | ★ WBQCV6 |
| | ● Matt Black | 10 | ★ WBQCV6-MB |
| | ○ Matt White | 10 | ★ WBQCV6-MW |

Features


- High impact, high gloss UV stabilised polycarbonate
- Spray matt finishes available in matt white and matt black

Socket Cover Plates - horizontal

| Description | Available colours | Box qty | Cat ref. |
|---------------------------------------|---|---------|----------------------|
| Cover single socket | <input type="radio"/> Gloss White | 5 | ★ WBQCP1 |
| | <input checked="" type="radio"/> Matt Black | 5 | ★ WBQCP1-MB |
| | <input type="radio"/> Matt White | 5 | ★ WBQCP1-MW |
| Cover double socket | <input type="radio"/> Gloss White | 5 | ★ WBQCP2 |
| | <input checked="" type="radio"/> Matt Black | 5 | ★ WBQCP2-MB |
| | <input type="radio"/> Matt White | 5 | ★ WBQCP2-MW |
| Cover double socket with extra switch | <input type="radio"/> Gloss White | 5 | ★ WBQCP2XS |
| | <input checked="" type="radio"/> Matt Black | 5 | ★ WBQCP2XS-MB |
| | <input type="radio"/> Matt White | 5 | ★ WBQCP2XS-MW |




WBQCP1



WBQCP2XS-MB

Socket Cover Plates - vertical

| Description | Available colours | Box qty | Cat ref. |
|---------------------|---|---------|---------------------|
| Cover single socket | <input type="radio"/> Gloss White | 5 | ★ WBQCPV1 |
| | <input checked="" type="radio"/> Matt Black | 5 | ★ WBQCPV1-MB |
| | <input type="radio"/> Matt White | 5 | ★ WBQCPV1-MW |



WBQCPV1