

Part number

KI 3265 EB6



interlocked switched socket-outlet, EB6 series,
3 poles + N + PE, 6 h (red), 32 A, 200/346 ÷
240/415 V, without fuse-carrier

Product description

| | |
|-----------------------|------------------------------------|
| Product type | interlocked switched socket-outlet |
| Series | KI...EB6 |
| N. of poles | 3 poles + N + |
| Clock position | 6 |
| Size | 114x228 fixing plates FC xx41 TB |
| Cable entry | M25 |
| Specification | without fuse-carrier |

Technical data

| | |
|--------------------------------|---------------------|
| Current | 32 A |
| Voltage | 200/346 ÷ 240/415 V |
| IP degree of protection | IP66 |

Further technical details

| | |
|---|------------------|
| Weight | 1.030,00 g |
| Operating temperature range (min, max) | -40°C ... +125°C |

Approvals / Standards

| | |
|---------------------------|-------------------|
| Reference standard | EN 60309-1 and -2 |
|---------------------------|-------------------|

General ordering information

| | |
|-------------------|---------------|
| EAN13 code | 8015747192620 |
|-------------------|---------------|

Packaging Information

| | |
|----------------------------------|-----------------------|
| Packaging length | 560,00 mm |
| Packaging height | 330,00 mm |
| Packaging width | 270,00 mm |
| Packaging weight | 10,00 kg |
| Packaging volume | 49,90 dm ³ |
| Packaging description | Carton box |
| Packaging quantity | 8 Pcs |
| Packaging EAN code | 8015747196604 |
| Sub-packaging length | 270,00 mm |
| Sub-packaging height | 125,00 mm |
| Sub-packaging width | 120,00 mm |
| Sub-packaging weight | 1,25 kg |
| Sub-packaging volume | 4,05 dm ³ |
| Sub-packaging description | Carton box |
| Sub-packaging quantity | 1 Pcs |
| Sub-packaging EAN barcode | 8015747192705 |




Catalogue drawings


KI .. EB6 interlocked socket-outlets without fuse carrier

- Compliant with EN 60309-1, 2 e 4
- Enclosures and inserts in insulating self-extinguishing thermoplastic material, RAL 7035 grey
- 16A and 32A types with spring lid
- Factory installed internal wiring
- Cable entry with threaded metric opening
- "ZG" series switch, with 32A rating
- Mechanical interlock that prevents:
 - the switch from being turned on without the plug inserted and the plug from being removed while the switch is on
- Lockable switch
- Inspection panel, openable only when the switch is off.

16A
IP66 degree of protection



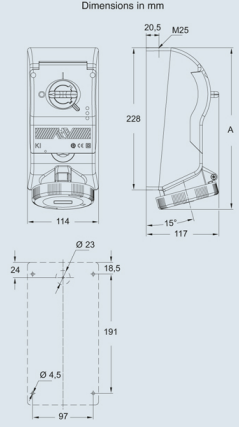
32A
IP66 degree of protection



| Poles | Frequency Hz | Voltage V | Earthing contact position n | Part No. | Colour | Part No. | Colour |
|-------------|--------------|-------------------|-----------------------------|--------------|--------------|--------------|--------|
| 2P+Ⓢ | 50 and 60 | 100 + 130 | 4 | KI 1643 EB6 | Yellow | KI 3243 EB6 | Yellow |
| | 50 and 60 | 200 + 250 | 6 | KI 1663 EB6 | Blue | KI 3263 EB6 | Blue |
| | 50 and 60 | 380 + 415 | 9 | KI 1693 EB6 | Red | KI 3293 EB6 | Red |
| | 50 and 60 | 480 + 500 | 7 | KI 1673 EB6 | Black | KI 3273 EB6 | Black |
| | 50 and 60 | ins. transformer | 12 | KI 16123 EB6 | a.v. | KI 32123 EB6 | a.v. |
| | > 300 + 500 | > 50 | 2 | KI 1623 EB6 | Green | KI 3223 EB6 | Green |
| | c.c. | > 50 + 250 | 3 | KI 1633 EB6 | a.v. | KI 3233 EB6 | a.v. |
| 3P+Ⓢ | 50 and 60 | 100 + 130 | 4 | KI 1644 EB6 | Yellow | KI 3244 EB6 | Yellow |
| | 50 and 60 | 200 + 250 | 9 | KI 1694 EB6 | Blue | KI 3294 EB6 | Blue |
| | 50 and 60 | 380 + 415 | 6 | KI 1664 EB6 | Red | KI 3264 EB6 | Red |
| | 60 | 440 + 460 | 11 | KI 16114 EB6 | Black | KI 32114 EB6 | Black |
| | 50 and 60 | 480 + 500 | 7 | KI 1674 EB6 | Black | KI 3274 EB6 | Black |
| | 50 | 380 | 3 | KI 1634 EB6 | Red | KI 3234 EB6 | Red |
| | 60 | 440 | 3 | KI 1634 EB6 | Red | KI 3234 EB6 | Red |
| 100 + 300 | > 50 | 10 | KI 16104 EB6 | Green | KI 32104 EB6 | Green | |
| > 300 + 500 | > 50 | 2 | KI 1624 EB6 | Green | KI 3224 EB6 | Green | |
| 3P+N+Ⓢ | 50 and 60 | 57/100 + 75/130 | 4 | KI 1645 EB6 | Yellow | KI 3245 EB6 | Yellow |
| | 50 and 60 | 120/208 + 144/250 | 9 | KI 1695 EB6 | Blue | KI 3295 EB6 | Blue |
| | 50 and 60 | 200/346 + 240/415 | 6 | KI 1665 EB6 | Red | KI 3265 EB6 | Red |
| | 50 and 60 | 277/480 + 288/500 | 7 | KI 1675 EB6 | Black | KI 3275 EB6 | Black |
| | 60 | 250/440 + 265/460 | 11 | KI 16115 EB6 | Black | KI 32115 EB6 | Black |
| | 50 | 220/380 | 3 | KI 1635 EB6 | Red | KI 3235 EB6 | Red |
| | 60 | 250/440 | 3 | KI 1635 EB6 | Red | KI 3235 EB6 | Red |
| > 300 + 500 | > 50 | 2 | KI 1625 EB6 | Green | KI 3225 EB6 | Green | |

Legend
A.V. = Colour according to voltage
*) Green may be used together with the colour of the operating range for frequencies above 60 Hz and up to a maximum of 500 Hz.

Dimensions in mm



| poles | A |
|--------|-----|
| 2P+Ⓢ | 252 |
| 3P+Ⓢ | 252 |
| 3P+N+Ⓢ | 252 |
| 2P+Ⓢ | 260 |
| 3P+Ⓢ | 260 |
| 3P+N+Ⓢ | 260 |

Dimensions indicated are not binding and may be changed without prior notice.

Notes

Dimensions shown in mm are not binding and may be changed without notice.

- Compliant with EN 60309-1, 2 e 4
- Enclosures and inserts in insulating self-extinguishing thermoplastic material, RAL 7035 grey
- 16A and 32A types with spring lid
- Factory installed internal wiring

- Cable entry with threaded metric opening
- "ZG" series switch, with 32A rating
- Mechanical interlock that prevents: the switch from being turned on without the plug inserted and the plug from being removed while the switch is on
- Lockable switch
- Inspection panel, openable only when the switch is off.