



Main Terminals Screw Cross Connection



Electrical Ratings
CE (EN 60947-7-1)
cRUus
VDE (IEC 60947-7-1)
CSA
IECEX

Connection Data
Conductor cross section solid (min.-max.)
Conductor cross section stranded (min.-max.)
2 conductors with same cross section, stranded, TWIN ferrules with plastic sleeve, (min.-max.)
AWG Conductor
Insulation Stripping Length
Torque (min.-max.)
Screwdriver

Technical Data
Rated Impulse Voltage
Insulation material group / Gauge pin code according to IEC 60947-1
Protection class / Protection conductor type
Diode Technical Data
Diode Voltage
Diode Current
Diode

Ordering Data
Beige
Grey
Blue
Green
Yellow
Red
Black
White
Orange
Brown

Separation Plate			
Small Partition	Qty.	Large Partition	Qty.
SP1	100	SP2.5-10	25

Cross Connection - Comb Connection			
Part Number	Qty.	Part Number	Qty.
CC2.5/2	25	BB2.5/2	25
CC2.5/3	20	BB2.5/3	20
CC2.5/4	15	BB2.5/4	15
CC2.5/10	5	BB2.5/10	5
CC2.5/50	20		

Control Terminal			
Part Number	Qty.	Part Number	Qty.
ES1xx	100		
ES4xx	100		
ES7xx	50		
ES3xx	100		

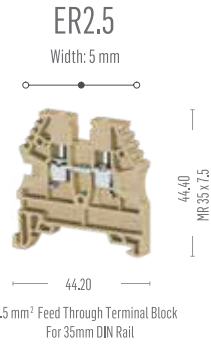
End Bracket			
xx: Beige or Grey			
Part Number	Qty.	Part Number	Qty.
ES1xx	100		
ES4xx	100		
ES7xx	50		
ES3xx	100		

Test Plug and Sockets			
Part Number	Qty.	Part Number	Qty.
TF2	5	TSK3	5
TF2.3	5		
TSK1	5		

Warning Label			
Available in White and Yellow			
With Symbol	Qty.	Without Symbol	Qty.
WL1	25	WL2	25

Group Marking			
Part Number	Qty.	Part Number	Qty.
GM	50	GMI-2	25
GMI-1	25	GM2-2	25
GM3	50		

Unprinted Markers			
Part Number	Qty.	Part Number	Qty.
DG10/5	440		



Voltage, V -	Current, A	Cross Section
750	24	2.5 mm²
600	20	AWG 26 - 12
750	24	2.5 mm²
600	20	AWG 28 - 12
630	23	

0.2 - 4 mm²
0.2 - 4 mm²
0.5 - 1.5 mm²
AWG 24 - 12
9 - 10 mm
0.4 - 0.6 Nm
0.6 x 3.5

8/3
I/A3
IP 20 / -

Terminal	Qty.	End Plate	Qty.
ER2.5BEIGE	100	EP2.5-10BEIGE	100
ER2.5GREY	100	EP2.5-10GREY	100
ER2.5BLUE	100	EP2.5-10BLUE	100
ER2.5GREEN	100	EP2.5-10GREEN	100
ER2.5YELLOW	100	EP2.5-10YELLOW	100
ER2.5RED	100	EP2.5-10RED	100
ER2.5BLACK	100	EP2.5-10BLACK	100
ER2.5WHITE	100	EP2.5-10WHITE	100
ER2.5ORANGE	100	EP2.5-10ORANGE	100
ER2.5BROWN	100	EP2.5-10BROWN	100

Small Partition	Qty.	Large Partition	Qty.
SP1	100	SP2.5-10	25

Part Number	Qty.	Part Number	Qty.
CC2.5/2	25	BB2.5/2	25
CC2.5/3	20	BB2.5/3	20
CC2.5/4	15	BB2.5/4	15
CC2.5/10	5	BB2.5/10	5
CC2.5/50	20		

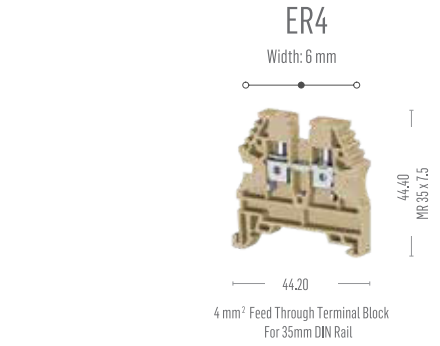
Part Number	Qty.	Part Number	Qty.
ES1xx	100		
ES4xx	100		
ES7xx	50		
ES3xx	100		

Part Number	Qty.	Part Number	Qty.
TF2	5	TSK3	5
TF2.3	5		
TSK1	5		

With Symbol	Qty.	Without Symbol	Qty.
WL1	25	WL2	25

Part Number	Qty.	Part Number	Qty.
GM	50	GMI-2	25
GMI-1	25	GM2-2	25
GM3	50		

Part Number	Qty.	Part Number	Qty.
DG10/5	440		



Voltage, V -	Current, A	Cross Section
750	32	4 mm²
600	30	AWG 26 - 10
750	32	4 mm²
600	30	AWG 28 - 10
630	30.5	

0.2 - 6 mm²
0.2 - 6 mm²
0.5 - 2.5 mm²
AWG 24 - 10
9 - 10 mm
0.4 - 0.8 Nm
0.6 x 3.5

8/3
I/A4
IP 20 / -

Terminal	Qty.	End Plate	Qty.
ER4BEIGE	100	EP2.5-10BEIGE	100
ER4GREY	100	EP2.5-10GREY	100
ER4BLUE	100	EP2.5-10BLUE	100
ER4GREEN	100	EP2.5-10GREEN	100
ER4YELLOW	100	EP2.5-10YELLOW	100
ER4RED	100	EP2.5-10RED	100
ER4BLACK	100	EP2.5-10BLACK	100
ER4WHITE	100	EP2.5-10WHITE	100
ER4ORANGE	100	EP2.5-10ORANGE	100
ER4BROWN	100	EP2.5-10BROWN	100

Small Partition	Qty.	Large Partition	Qty.
SP1	100	SP2.5-10	25

Part Number	Qty.	Part Number	Qty.
CC4/2	25	BB4/2	25
CC4/3	20	BB4/3	20
CC4/4	15	BB4/4	15
CC4/10	5	BB4/10	5
CC4/20	5		
CC4/50	5		

Part Number	Qty.	Part Number	Qty.
ES1xx	100		
ES4xx	100		
ES7xx	50		
ES3xx	100		

Part Number	Qty.	Part Number	Qty.
TF2	5	TSK7	5
TF2.3	5		
TSK4	5		


With Symbol	Qty.	Without Symbol	Qty.
WL1	25	WL2	25

Part Number	Qty.	Part Number	Qty.
GM	50	GMI-2	25
GMI-1	25	GM2-2	25
GM3	50		

Part Number	Qty.	Part Number	Qty.
DG10/5	440		
DG10/6	360		



Main Terminals Spring Support



Electrical Ratings
CE (EN 60947-7-1)
cRUus
VDE (IEC 60947-7-1)
CSA
IECEX

Voltage, V -	Current, A	Cross Section
800	32	4 mm ²

Voltage, V -	Current, A	Cross Section
800	41	6 mm ²

Connection Data
Conductor cross section solid (min.-max.)
Conductor cross section stranded (min.-max.)
2 conductors with same cross section, stranded, TWIN ferrules with plastic sleeve, (min.-max.)
AWG Conductor
Insulation Stripping Length
Torque (min.-max.)
Screwdriver

0.2 - 6 mm ²
0.2 - 6 mm ²
0.5 - 2.5 mm ²
AWG 24 - 10
10 - 12 mm
0.5 - 0.8 Nm
0.6 x 3.5

0.2 - 10 mm ²
0.2 - 10 mm ²
0.5 - 4 mm ²
AWG 24 - 8
10 - 12 mm
0.8 - 1.2 Nm
0.8 x 0.4

Technical Data
Rated Impulse Voltage
Insulation material group / Gauge pin code according to IEC 60947-1
Protection class / Protection conductor type

8/3
1/B4
IP 20/ -

8/3
1/B5
IP 20/ -

Ordering Data
<div style="display: flex; align-items: center;"> <div style="width: 15px; height: 10px; background-color: #c0c0c0; margin-right: 5px;"></div> Beige </div> <div style="display: flex; align-items: center;"> <div style="width: 15px; height: 10px; background-color: #808080; margin-right: 5px;"></div> Grey </div>

Terminal	Qty.	End Plate	Qty.
ERY4BEIGE	120	EPY4-6BEIGE	50
ERY4GREY	120	EPY4-6GREY	50

Terminal	Qty.	End Plate	Qty.
ERY6BEIGE	90	EPY4-6BEIGE	50
ERY6GREY	90	EPY4-6GREY	50

Seperation Plate

Small Partition	Qty.	Large Partition	Qty.

Small Partition	Qty.	Large Partition	Qty.

Cross Connection - Comb Connection

Part Number	Qty.	Part Number	Qty.
CC4/2	25		
CC4/3	20		
CC4/4	15		
CC4/10	5		
CC4/20	5		
CC4/50	5		

Part Number	Qty.	Part Number	Qty.
CC6/2	25		
CC6/3	20		
CC6/4	15		
CC6/10	5		

Control Terminal

--	--	--	--

--	--	--	--

End Bracket
xx: Beige or Grey

Part Number	Qty.	Part Number	Qty.
ES1xx	100		
ES4xx	100		
ES7xx	50		

Part Number	Qty.	Part Number	Qty.
ES1xx	100		
ES4xx	100		
ES7xx	50		

Test Plug and Sockets

Part Number	Qty.	Part Number	Qty.
TF2	100		
TF4	100		
TSK4	100		

Part Number	Qty.	Part Number	Qty.

Warning Label
Available in White and Yellow

With Symbol	Qty.	Without Symbol	Qty.
WL1	50	WL2	50

With Symbol	Qty.	Without Symbol	Qty.
WL1	50	WL2	50

Group Marking

Part Number	Qty.	Part Number	Qty.
GM3	50		

Part Number	Qty.	Part Number	Qty.

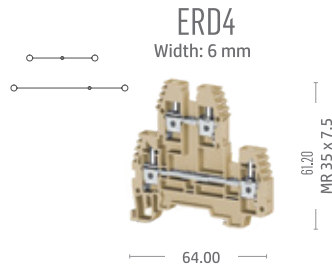
Unprinted Markers

Part Number	Qty.	Part Number	Qty.
DG10/5	440		
DG10/6	360		
MT10/6	500		

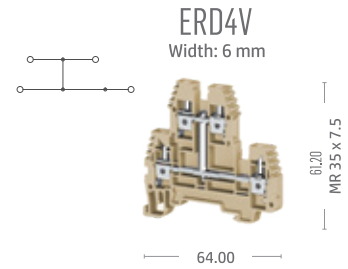
Part Number	Qty.	Part Number	Qty.
DG10/5	440		
DG10/6	360		
DG10/8	260		



Main Terminals Double Deck



**4 mm² Double Deck Terminal Block
For 35 mm DIN Rail**



**4 mm² Double Deck Terminal Block with Link
For 35 mm DIN Rail**



Electrical Ratings
CE (EN 60947-7-1)
cRUus
VDE (IEC 60947-7-1)
CSA
IECEX

Voltage, V ~	Current, A	Cross Section
500	32	4 mm ²
300	30	AWG 26 - 10
400	29.5	

Voltage, V ~	Current, A	Cross Section
500	32	4 mm ²
300	30	AWG 26 - 10
400	29.5	

Connection Data
Conductor cross section solid (min.-max.)
Conductor cross section stranded (min.-max.)
2 Conductors with same cross section, stranded, TWIN ferrules with plastic sleeve, (min.-max.)
AWG Conductor
Insulation Stripping Length
Torque (min.-max.)
Screwdriver

0,2 - 6 mm ²
0,2 - 6 mm ²
0,5 - 2,5 mm ²
AWG 24 - 10
9 - 10 mm
0,5 - 0,8 Nm
0,6 x 3,5

0,2 - 6 mm ²
0,2 - 6 mm ²
0,5 - 2,5 mm ²
AWG 24 - 10
9 - 10 mm
0,5 - 0,8 Nm
IKT 3 (0,6 x 3,5)

Technical Data
Rated Impulse Voltage
Insulation material group / Gauge pin code according to IEC 60947-1
Protection class / Protection conductor type

6/3
1/A4
IP 20/ -

6/3
1/A4
IP 20/ -

Diode Technical Data
Diode Voltage
Diode Current
Diode

Ordering Data

Beige
 Grey

Terminal	Qty.	End Plate	Qty.
ERD4BEIGE	100	EP4BEIGE	25
ERD4GREY	100	EP4GREY	25

Terminal	Qty.	End Plate	Qty.
ERD4VBEIGE	20	EP4BEIGE	25
ERD4VGREY	20	EP4GREY	25

Partition Table
xx: available in all colours

Partition	Qty.	Partition	Qty.
		SP1	100

Partition	Qty.	Partition	Qty.
		SP1	100

Cross Connection - Comb Connection

Part Number	Qty.	Part Number	Qty.
CC4/2	25		
CC4/3	20		
CC4/4	15		
CC4/10	5		
CC4/20	5		
CC4/50	5		

Part Number	Qty.	Part Number	Qty.
CC4/2	25		
CC4/3	20		
CC4/4	15		
CC4/10	5		
CC4/20	5		
CC4/50	5		

Isolation Cover

Part Number	Qty.	Part Number	Qty.

Part Number	Qty.	Part Number	Qty.

End Bracket

xx: Beige or Grey

Part Number	Qty.	Part Number	Qty.
ES1xx	100		
ES4xx	100		
ES7xx	50		

Part Number	Qty.	Part Number	Qty.
ES1xx	100		
ES4xx	100		
ES7xx	50		

Test Plug and Sockets

Part Number	Qty.	Part Number	Qty.
TF2	100	TSK3	100
TF2.3	100		
TSK1	100		

Part Number	Qty.	Part Number	Qty.
TF2	100	TSK3	100
TF2.3	100		
TSK1	100		

Warning Label

Available in White and Yellow

With Symbol	Qty.	Without Symbol	Qty.

With Symbol	Qty.	Without Symbol	Qty.

Group Marking



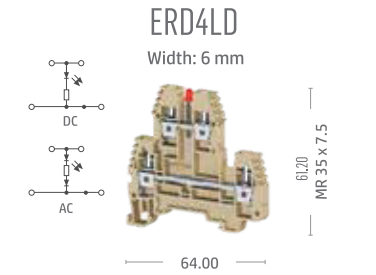
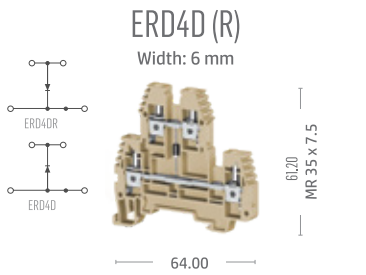
Part Number	Qty.	Part Number	Qty.
GM	50	GM3	50
GM1-1	25		
GM1-2	25		
GM2-2	25		

Part Number	Qty.	Part Number	Qty.
GM	50	GM3	50
GM1-1	25		
GM1-2	25		
GM2-2	25		

Unprinted Markers

Part Number	Qty.	Part Number	Qty.
DG10/5	440		
DG10/6	360		

Part Number	Qty.	Part Number	Qty.
DG10/5	440		
DG10/6	360		



4 mm² Double Deck Terminal Block with Link (R) : Reverse Diode For 35 mm DIN Rail

4 mm² Double Deck Terminal Block with LED & Diode XX: 24AC/DC, 48AC/DC, 110AC/DC, 220AC/DC For 35 mm DIN Rail

4 mm² Double Deck Terminal Block with Socket Entry For 35 mm DIN Rail

10 mm² Double Deck Terminal Block For 35 mm DIN Rail

Voltage, V ~	Current, A	Cross Section
500	32	4 mm ²
300	30	AWG 26 - 10
400	29,5	

0.2 - 6 mm ²	0.2 - 6 mm ²
0.5 - 2.5 mm ²	0.5 - 2.5 mm ²
AWG 24 - 10	AWG 24 - 10
9 - 10 mm	9 - 10 mm
0.5 - 0.8 Nm	0.5 - 0.8 Nm
IKT 3 (0.6 x 3.5)	0.6 x 3.5

6/3	1/A4	IP 20/-
-----	------	---------

1000 V	1.0 A	1 N 4007
--------	-------	----------

Terminal	Qty.	End Plate	Qty.
ERD4DBEIGE	20	EP4BEIGE	25
ERD4DGREY	20	EP4GREY	25
ERD4DRBEIGE	20	EP4BEIGE	25
ERD4DRGREY	20	EP4GREY	25

Partition	Qty.	Partition	Qty.
		SP1	100

Part Number	Qty.	Part Number	Qty.
CC4/2	25		
CC4/3	20		
CC4/4	15		
CC4/10	5		
CC4/20	5		
CC4/50	5		

Part Number	Qty.	Part Number	Qty.

Part Number	Qty.	Part Number	Qty.
ES1xx	100		
ES4xx	100		
ES7xx	50		

Part Number	Qty.	Part Number	Qty.
TF2	100	TSK3	100
TF2.3	100		
TSK1	100		

With Symbol	Qty.	Without Symbol	Qty.

Part Number	Qty.	Part Number	Qty.
GM	50	GM3	50
GM1-1	25		
GM1-2	25		
GM2-2	25		

Part Number	Qty.	Part Number	Qty.
DG10/5	440		
DG10/6	360		

Voltage, V ~	Current, A	Cross Section
	24	4 mm ²
	30	AWG 26 - 10
	29,5	

0.2 - 6 mm ²	0.2 - 6 mm ²
0.5 - 2.5 mm ²	0.5 - 2.5 mm ²
AWG 24 - 10	AWG 24 - 10
9 - 10 mm	9 - 10 mm
0.5 - 0.8 Nm	0.5 - 0.8 Nm
0.6 x 3.5	0.6 x 3.5

6/3	1/A4	IP 20/-
-----	------	---------

1000 V	1.0 A	1 N 4007
--------	-------	----------

Terminal	Qty.	End Plate	Qty.
ERD4LDXXBEIGE	20	EP4BEIGE	25
ERD4LDXXGREY	20	EP4GREY	25

Partition	Qty.	Partition	Qty.
		SP1	100

Part Number	Qty.	Part Number	Qty.
CC4/2	25		
CC4/3	20		
CC4/4	15		
CC4/10	5		
CC4/20	5		
CC4/50	5		

Part Number	Qty.	Part Number	Qty.

Part Number	Qty.	Part Number	Qty.
ES1xx	100		
ES4xx	100		
ES7xx	50		

Part Number	Qty.	Part Number	Qty.
TF2	100	TSK3	100
TF2.3	100		
TSK1	100		

With Symbol	Qty.	Without Symbol	Qty.

Part Number	Qty.	Part Number	Qty.
GM	50	GM3	50
GM1-1	25		
GM1-2	25		
GM2-2	25		

Part Number	Qty.	Part Number	Qty.
DG10/5	440		
DG10/6	360		

Voltage, V ~	Current, A	Cross Section
400	20	4 mm ²

0.2 - 4 mm ²	0.2 - 4 mm ²
0.5 - 1.5 mm ²	0.5 - 1.5 mm ²
AWG 24 - 10	AWG 24 - 10
9 - 10 mm	9 - 10 mm
0.5 - 0.8 Nm	0.5 - 0.8 Nm
0.6 x 3.5	0.6 x 3.5

4/3	1/A4	IP 20/-
-----	------	---------

--	--	--

Terminal	Qty.	End Plate	Qty.
ERD4FBEIGE	85	EPERD4FBEIGE	20
ERD4FGREY	85	EPERD4FGREY	20

Partition	Qty.	Partition	Qty.

Part Number	Qty.	Part Number	Qty.
CCS4/2	25		
CCS4/3	20		
CCS4/4	15		
CCS4/10	5		

Part Number	Qty.	Part Number	Qty.

Part Number	Qty.	Part Number	Qty.
ES1xx	100		
ES4xx	100		
ES7xx	50		

Part Number	Qty.	Part Number	Qty.

With Symbol	Qty.	Without Symbol	Qty.

Part Number	Qty.	Part Number	Qty.

Part Number	Qty.	Part Number	Qty.
DG10/5	440	MT5	500
DG10/6	360		
DG6/5	400		

Voltage, V ~	Current, A	Cross Section
800	57	10 mm ²

1.5 - 16 mm ²	1.5 - 16 mm ²
6 mm ²	6 mm ²
AWG 16 - 6	AWG 16 - 6
10 - 12 mm	10 - 12 mm
1.2 - 1.8 Nm	1.2 - 1.8 Nm
0.8 x 4.0	0.8 x 4.0

8/3	1/B6	IP 20/-
-----	------	---------

--	--	--

Terminal	Qty.	End Plate	Qty.
ERD10BEIGE	20	EPD10BEIGE	25
ERD10GREY	20	EPD10GREY	25

Partition	Qty.	Partition	Qty.

Part Number	Qty.	Part Number	Qty.
CC10/2	25		
CC10/3	20		
CC10/4	15		
CC10/10	5		

Part Number	Qty.	Part Number	Qty.

Part Number	Qty.	Part Number	Qty.
ES1xx	100		
ES4xx	100		
ES7xx	50		

Part Number	Qty.	Part Number	Qty.
TF2.3	100	TSK7	100
TF4	100		
TSK4	100		

With Symbol	Qty.	Without Symbol	Qty.

Part Number	Qty.	Part Number	Qty.

Part Number	Qty.	Part Number	Qty.
DG10/8	260	MT5	500
DG10/6	360		
DG10/10	200		