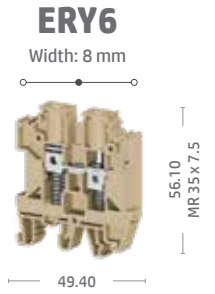


Main Terminals Spring Support



**4 mm² Feed Through Terminal Block
Spring Support
For 35 mm DIN & G Rail**



**6 mm² Feed Through Terminal Block
Spring Support
For 35 mm DIN & G Rail**




Electrical Ratings
CE (EN 60947-7-1)
cRUus
VDE (IEC 60947-7-1)
CSA
IECEX

Connection Data
Conductor cross section solid (min.-max.)
Conductor cross section stranded (min.-max.)
2 conductors with same cross section, stranded, TWIN ferrules with plastic sleeve, (min.-max.)
AWG Conductor
Insulation Stripping Length
Torque (min.-max.)
Screwdriver

Technical Data
Rated Impulse Voltage
Insulation material group / Gauge pin code according to IEC 60947-1
Protection class / Protection conductor type

Ordering Data
Beige
Grey



Separation Plate

Cross Connection - Comb Connection



Control Terminal


End Bracket
xx: Beige or Grey




Test Plug and Sockets




Warning Label
Available in White and Yellow



Group Marking



Unprinted Markers



Voltage, V ~	Current, A	Cross Section
800	32	4 mm ²

0.2 - 6 mm ²
0.2 - 6 mm ²
0.5 - 2.5 mm ²
AWG 24 - 10
10 - 12 mm
0.5 - 0.8 Nm
0.6 x 3.5

8/3
1/B4
IP 20/ -

Terminal	Qty.	End Plate	Qty.
ERY4BEIGE	120	EPY4-6BEIGE	50
ERY4GREY	120	EPY4-6GREY	50

Small Partition	Qty.	Large Partition	Qty.

Part Number	Qty.	Part Number	Qty.
CC4/2	25		
CC4/3	20		
CC4/4	15		
CC4/10	5		
CC4/20	5		
CC4/50	5		

Part Number	Qty.	Part Number	Qty.
ES1xx	100		
ES4xx	100		
ES7xx	50		

Part Number	Qty.	Part Number	Qty.
TF2	100		
TF4	100		
TSK4	100		

With Symbol	Qty.	Without Symbol	Qty.
WL1	50	WL2	50

Part Number	Qty.	Part Number	Qty.
GM3	50		

Part Number	Qty.	Part Number	Qty.
DG10/5	440		
DG10/6	360		
MT10/6	500		

Voltage, V ~	Current, A	Cross Section
800	41	6 mm ²

0.2 - 10 mm ²
0.2 - 10 mm ²
0.5 - 4 mm ²
AWG 24 - 8
10 - 12 mm
0.8 - 1.2 Nm
0.8 x 0.4

8/3
1/B5
IP 20/ -

Terminal	Qty.	End Plate	Qty.
ERY6BEIGE	90	EPY4-6BEIGE	50
ERY6GREY	90	EPY4-6GREY	50

Small Partition	Qty.	Large Partition	Qty.

Part Number	Qty.	Part Number	Qty.
CC6/2	25		
CC6/3	20		
CC6/4	15		
CC6/10	5		

Part Number	Qty.	Part Number	Qty.
ES1xx	100		
ES4xx	100		
ES7xx	50		

Part Number	Qty.	Part Number	Qty.

With Symbol	Qty.	Without Symbol	Qty.
WL1	50	WL2	50

Part Number	Qty.	Part Number	Qty.

Part Number	Qty.	Part Number	Qty.
DG10/5	440		
DG10/6	360		
DG10/8	260		