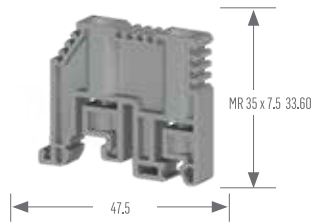



End Brackets

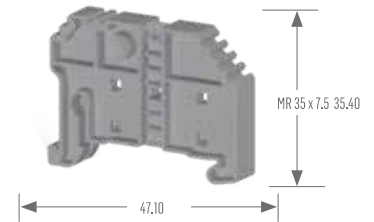
ES3



ES1

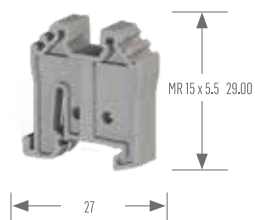


ES4

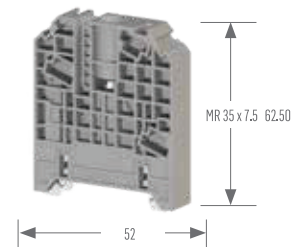


Product Code	ES3GREY ES3BEIGE	ES1GREY ES1BEIGE	ES4GREY ES4BEIGE
	Screw-type end bracket mounted on MR32 and MR 35 types of DIN-rail. Can be used together with Screw Connection feed-through one level terminals.	Screw-type end bracket mounted on MR 35 type of DIN-rail. Can be used together with Screw Connection feed-through one level terminals.	Screwless end bracket mounted on MR 35 type of DIN-rail. Can be used together with Spring Clamp and Practical Spring Clamp feed-through terminals.
Qty.	100	100	100

ES5

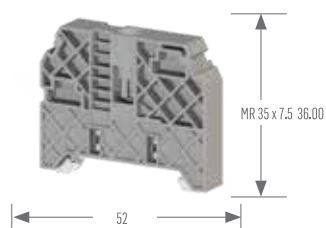


ES6

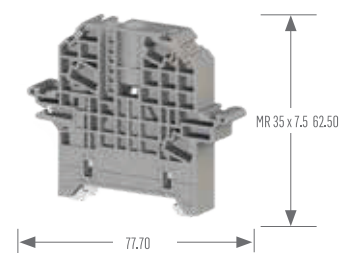


Product Code	ES5GREY ES5BEIGE	ES6GREY ES6BEIGE
	Screwless end bracket mounted on MR 15 type of DIN-rail. Can be used together with Mini Screw Connection and Mini Spring Clamp feed-through terminals.	Screw-type end bracket mounted on MR 35 type of DIN-rail. Can be used together with feed-through terminals for big cross-sections.
Qty.	100	50

ES7



ES6T



Product Code	ES7GREY ES7BEIGE	ES6TGREY ES6TBEIGE
	Screw type end bracket mounted on MR 35 type of DIN-rail. Can be used together with feed-through terminals for small and middle cross-sections.	Screw type end bracket mounted on MR 35 type of DIN-rail. Can be used together with feed-through terminals for high cross-sections. Provides distribution block with 10x3 mm busbar.
Qty.	50	50