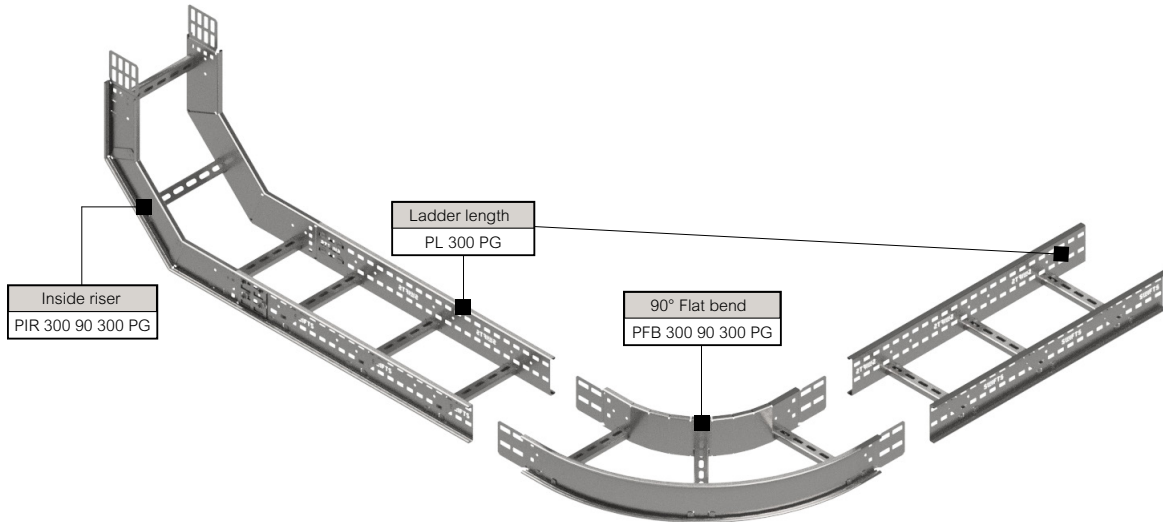
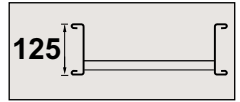


Swifts® pre-galvanised heavy duty (Sapphire) cable ladder

lengths and fittings (continued)

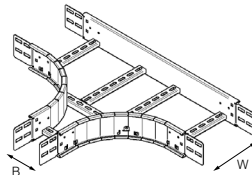
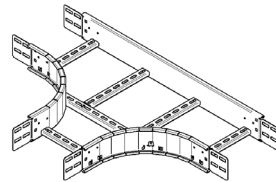


When connecting fittings to straight lengths, use fastener sets (see opposite)

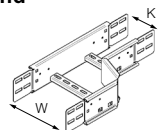
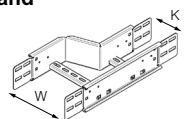
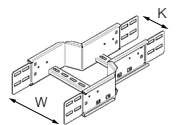
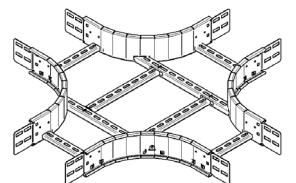
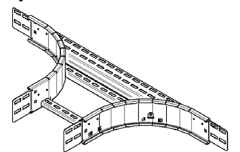
Rung spacing : 300 mm between centres. Rung Type 1
Standard radius for fittings : 300 mm

For details of technical information for the Swifts cable ladder range, visit www.legrand.co.uk

Pack	Cat. Nos.	Fittings (continued)
1	PTWrRPG	Tees and crosspieces For all equal and unequal tees and crosspieces, include R in your ordering code to indicate radius dimension. See unequal tee example below. Larger width/radius combinations are supplied in two identical halves with fasteners. Equal tees
1	PUTWBrRPG	Unequal tees Example : the ordering code for a pre-galvanised unequal tee with a 300 main run (W) and a 150 branch (B) with a 600R radius : PUT 300 150 600R PG



Pack	Cat. Nos.	Fittings (continued)
1	PB W 300 RPG	Branch piece Available in 300 R only
1	PXWrRPG	4 way crosspieces
1	PSRWKPG	Straight reducers
1	PLRWKPG	Offset reducers – left hand
1	PRRWKPG	Offset reducers – right hand



Standard dimensions and finishes

Key : selecting heavy duty (Sapphire) fittings. Replace the letters shown in red with your choice from the following options :

- W = Widths (mm) : 150, 300, 450, 600, 750, 900
- A = Angle (°) : 90, 60, 45 or 30
- B = Branch width (mm) : 150, 300, 450, 600, 750, 900
- K = Narrowed width when using a reducer (mm) : 150, 300, 450, 600, 750
- r = Radius (mm) : 300, 600

Dimensions and finishes available to special order

- Contact us on +44 (0) 370 608 9020
- Radius (r) (mm) : 450, 750 and 900
- Rungs : Type 2 or type 3
- Widths (W) (mm) : 100, 200, 250, 350, 400, 500, 550, 650, 700, 800, 850 and 950
- Angles (°) : Available to customer's specification