

# MD6PO48M250LG

NHP MOD6+ One Panelboard DIN 48W 250A Main Switch Light Grey



<b>Component type</b>	Small distribution board
<b>Range</b>	MOD6+ One
<b>Model</b>	N/A
<b>Product status</b>	New Item

The MOD6+ One Panelboard offers a core range of essential features, including a IP40 compact enclosure with a neutral finish to blend in. Designed to suit MOD6 and MOD6+ MCBs and RCBOs.

## ELECTRICAL

Rated current In	250 A
Number of outgoing ways	48
Number of poles, 18mm pitch	48
Max. rated operation voltage Ue AC	415 V
Rated impulse withstand voltage Uimp	6 kV
Rated insulation voltage Ui	500 V
Number of poles main switch	3
Main switch rated current	250 A
Neutral terminal block	Yes
Neutral bar rated current	250 A
Earthing terminal block	Yes

## CONSTRUCTION

Spare DIN equipment space (poles)	16
DIN-rail	Yes
Material housing	Steel
Material thickness	1 mm
Colour	Grey
RAL-number	7035
IP rating	IP40
Type of cover	Door
Material thickness cover	1 mm
Transparent cover/door	No
With lock	Yes
Mounting method	Surface mounted (plaster)

## MECHANICAL

Impact strength	IK07
-----------------	------

## DIMENSIONS

Height	864 mm
--------	--------

# MD6PO48M250LG

NHP MOD6+ One Panelboard DIN 48W 250A Main Switch Light Grey



## DIMENSIONS

Width	530 mm
Depth	153 mm

## RELATED PRODUCTS

### ACCESSORY



**Item No:** CELAELK1W

**Required:** No

**Description:** NHP Concept Panelboard Accessory Emergency Lighting Test Unit Push Button Open Type



**Item No:** CELAELK2W

**Required:** No

**Description:** NHP Concept Panelboard Accessory Emergency Lighting Test Unit Key Switch Open Type



**Item No:** CELBECB4

**Required:** No

**Description:** NHP Concept Panelboard Accessory Earth Neutral Extension Bar Suit 250A Bars



**Item No:** CELEXTLK1

**Required:** No

**Description:** NHP Concept Panelboard Accessory External Light Kit Time Clock 1 CH Contact 2 NO Contacts 25A



**Item No:** CELEXTLK2

**Required:** No

**Description:** NHP Concept Panelboard Accessory External Light Kit Time Clock 2 CH Contacts 2 NO Contacts 25A



**Item No:** CELEXTLKC

**Required:** No

**Description:** NHP Concept Panelboard Accessory External Light Kit Time Clock 1 CH Contact 2 NO Contacts 25A



**Item No:** CELHDSPBE

**Required:** No

**Description:** NHP Concept Panelboard Accessory Door Swing Handle E Key



**Item No:** CELHDSPPP

**Required:** No

**Description:** NHP Concept Panelboard Accessory Door Swing Handle Pad Lockable 10mm



**Item No:** CELHDSPS9

**Required:** No


**Description:** NHP Concept Panelboard Accessory Door Swing Handle 92268



**Item No:** CELHDSPSC

**Required:** No


**Description:** NHP Concept Panelboard Accessory Door Swing Handle CI001



**Item No:** CELHDSPSK

**Required:** No

**Description:** NHP Concept Panelboard Accessory Door Swing Handle K144 Key



**Item No:** CELHDSZNKIT

**Required:** No

**Description:** NHP Concept Panelboard Accessory Door Swing Handle IP66 Non Lockable



**Item No:** DA28400

**Required:** No

**Description:** STEGO Pressure Compensation Device Plastic M40 IP66 and X9K Qty 2



**Item No:** DA28400

**Required:** No

**Description:** STEGO Pressure Compensation Device Plastic M12 IP66 and X9K Qty 2



**Item No:** DD084

**Required:** No

**Description:** STEGO Drainage Device Plastic IP66 and IP67 and IP69K M50



**Item No:** MD6POACC21LG

**Required:** No

**Description:** NHP MOD6+ One Panelboard Accessory Module 432mm DIN 21 Way Light Grey

# MD6PO48M250LG

NHP MOD6+ One Panelboard DIN 48W 250A Main Switch Light Grey



## RELATED PRODUCTS

### ACCESSORY



**Item No:** MD6POACC2MELG

**Required:** No

**Description:** NHP MOD6+ One Panelboard Accessory Module 432mm with Blank Escutcheon Light Grey



**Item No:** MD6POACC3MELG

**Required:** No

**Description:** NHP MOD6+ One Panelboard Accessory Module 648mm with Blank Escutcheon Light Grey



**Item No:** MD6POACC42LG

**Required:** No


**Description:** NHP MOD6+ One Panelboard Accessory Module 432mm DIN 42 Way Light Grey



**Item No:** MD6POACC63LG

**Required:** No


**Description:** NHP MOD6+ One Panelboard Accessory Module 648mm DIN 48 Way Light Grey



**Item No:** MD6POAEGMS

**Required:** No


**Description:** NHP MOD6+ One Panelboard End Plate Assembly 1.6mm Steel Gland



**Item No:** MD6POAEGPV

**Required:** No

**Description:** NHP MOD6+ One Panelboard End Plate Assembly 5.0mm PVC Gland



**Item No:** MD6POFK4MLG

**Required:** No

**Description:** NHP MOD6+ One Panelboard Flush Kit 4 Modules 864mm Light Grey