

MD6PO60M250LG

NHP MOD6+ One Panelboard DIN 60W 250A Main Switch Light Grey



| | |
|-----------------------|--------------------------|
| Component type | Small distribution board |
| Range | MOD6+ One |
| Model | N/A |
| Product status | New Item |

The MOD6+ One Panelboard offers a core range of essential features, including a IP40 compact enclosure with a neutral finish to blend in. Designed to suit MOD6 and MOD6+ MCBs and RCBOs.

ELECTRICAL

| | |
|--------------------------------------|-------|
| Rated current In | 250 A |
| Number of outgoing ways | 60 |
| Number of poles, 18mm pitch | 60 |
| Max. rated operation voltage Ue AC | 415 V |
| Rated impulse withstand voltage Uimp | 6 kV |
| Rated insulation voltage Ui | 500 V |
| Number of poles main switch | 3 |
| Main switch rated current | 250 A |
| Neutral terminal block | Yes |
| Neutral bar rated current | 250 A |
| Earthing terminal block | Yes |

CONSTRUCTION

| | |
|-----------------------------------|---------------------------|
| Spare DIN equipment space (poles) | 16 |
| DIN-rail | Yes |
| Material housing | Steel |
| Material thickness | 1 mm |
| Colour | Grey |
| RAL-number | 7035 |
| IP rating | IP40 |
| Type of cover | Door |
| Material thickness cover | 1 mm |
| Transparent cover/door | No |
| With lock | Yes |
| Mounting method | Surface mounted (plaster) |

MECHANICAL

| | |
|-----------------|------|
| Impact strength | IK07 |
|-----------------|------|

DIMENSIONS

| | |
|--------|---------|
| Height | 1080 mm |
|--------|---------|

MD6PO60M250LG

NHP MOD6+ One Panelboard DIN 60W 250A Main Switch Light Grey



DIMENSIONS

| | |
|-------|--------|
| Width | 530 mm |
| Depth | 153 mm |

RELATED PRODUCTS

ACCESSORY



Item No: CELAELK1W

Required: No

Description: NHP Concept Panelboard Accessory Emergency Lighting Test Unit Push Button Open Type



Item No: CELAELK2W

Required: No

Description: NHP Concept Panelboard Accessory Emergency Lighting Test Unit Key Switch Open Type



Item No: CELBECB4

Required: No

Description: NHP Concept Panelboard Accessory Earth Neutral Extension Bar Suit 250A Bars



Item No: CELEXTLK1

Required: No

Description: NHP Concept Panelboard Accessory External Light Kit Time Clock 1 CH Contact 2 NO Contacts 25A



Item No: CELEXTLK2

Required: No

Description: NHP Concept Panelboard Accessory External Light Kit Time Clock 2 CH Contacts 2 NO Contacts 25A



Item No: CELEXTLKC

Required: No

Description: NHP Concept Panelboard Accessory External Light Kit Time Clock 1 CH Contact 2 NO Contacts 25A



Item No: CELHDSPBE

Required: No

Description: NHP Concept Panelboard Accessory Door Swing Handle E Key



Item No: CELHDSPPP

Required: No

Description: NHP Concept Panelboard Accessory Door Swing Handle Pad Lockable 10mm



Item No: CELHDSPS9

Required: No


Description: NHP Concept Panelboard Accessory Door Swing Handle 92268



Item No: CELHDSPSC

Required: No


Description: NHP Concept Panelboard Accessory Door Swing Handle CI001



Item No: CELHDSPSK

Required: No

Description: NHP Concept Panelboard Accessory Door Swing Handle K144 Key



Item No: CELHDSZNKIT

Required: No

Description: NHP Concept Panelboard Accessory Door Swing Handle IP66 Non Lockable



Item No: DA28400

Required: No

Description: STEGO Pressure Compensation Device Plastic M40 IP66 and X9K Qty 2



Item No: DA28406

Required: No

Description: STEGO Pressure Compensation Device Plastic M12 IP66 and X9K Qty 2



Item No: DD084

Required: No

Description: STEGO Drainage Device Plastic IP66 and IP67 and IP69K M50



Item No: MD6POACC21LG

Required: No

Description: NHP MOD6+ One Panelboard Accessory Module 432mm DIN 21 Way Light Grey

MD6PO60M250LG

NHP MOD6+ One Panelboard DIN 60W 250A Main Switch Light Grey



RELATED PRODUCTS

ACCESSORY



Item No: MD6POACC2MELG

Required: No

Description: NHP MOD6+ One Panelboard Accessory Module 432mm with Blank Escutcheon Light Grey



Item No: MD6POACC3MELG

Required: No

Description: NHP MOD6+ One Panelboard Accessory Module 648mm with Blank Escutcheon Light Grey



Item No: MD6POACC42LG

Required: No

Description: NHP MOD6+ One Panelboard Accessory Module 432mm DIN 42 Way Light Grey



Item No: MD6POACC63LG

Required: No


Description: NHP MOD6+ One Panelboard Accessory Module 648mm DIN 48 Way Light Grey



Item No: MD6POAEGMS

Required: No


Description: NHP MOD6+ One Panelboard End Plate Assembly 1.6mm Steel Gland



Item No: MD6POAEGPV

Required: No

Description: NHP MOD6+ One Panelboard End Plate Assembly 5.0mm PVC Gland



Item No: MD6POFK5MLG

Required: No

Description: NHP MOD6+ One Panelboard Flush Kit 5 Modules 1080mm Light Grey