

PV Inverters and Batteries Overview



RI-ENERGYFLOW-MODULAR



Modular single-phase storage solution

Modular Inverter & Battery Solution for Solar and Energy Storage



Product Description

The RI-ENERGYFLOW-MODULAR system is a family of modular inverters and battery storage units.

This elegant energy storage solution is available with a choice of three inverters:-

- RI-ENERGYFLOW-MODULAR-3.68kW
- RI-ENERGYFLOW-MODULAR-5.00kW
- RI-ENERGYFLOW-MODULAR-6.00kW

Once you have decided on the inverter that is right for your needs you also have a choice of 4 battery sizes from 5.12kWh to 20.40kWh:-

- RI-ENERGYPACK-MODULAR-5.1
- RI-ENERGYPACK-MODULAR-10.2
- RI-ENERGYPACK-MODULAR-15.3
- RI-ENERGYPACK-MODULAR-20.4

The units are supplied in an integrated modular housings that are easy to install and easy on the eye.

- Modular single phase storage solution
- Choice of 3 inverters and 4 battery sizes
- Solar input array sizes - 4.8kW, 6.5kW or 7.5kW
- Power output versions - 3.68kW, 5kW or 6kW
- Choice of 5.12kWh, 10.24kWh, 15.36kWh or 20.40kWh battery sizes
- Back-up, self-use, off-grid and force time user modes
- Easy indoor or outdoor installation - IP65 rated
- Can be configured to operate as a back-up supply
- Short Circuit, AC Leakage, Grounding, Anti-islanding, Overload, Surge, Temperature and DC Polarity protection
- Simple operation - Programmable software, App. control and remote cloud monitoring

Inverters / Battery Configurations

RI-ENERGYFLOW-MODULAR
Inverter (3.68kW, 5kW or 6kW)

EMS Display Screen

Cable Box
(connected to inverter)

RI-ENERGYPACK-MODULAR
Battery Unit



Technical Data - Inverters

RI-ENERGYFLOW-MODULAR-	3.68kW	5.00kW	6.00kW
PV input data			
Max. PV-generator power	4800W	6500W	7500W
Max. DC Voltage	580V		
Nominal voltage	400V		
MPPT Voltage Range	120...550V		
Start-up Voltage	130V		
Max. DC current (Input A / Input B)	15A / 15A		
Numbers of MPPT	2		
Strings per MPPT	1		
Max. Short-circuit current per MPPT	18A		
Type of DC Connector	MC4		
AC Output data (On-grid)			
Nominal AC power	3680W	5000W	6000W
Max. Input current	32A		
Max. AC Power	3680W	5000W	6000W
Max. AC Current	16A	22A	25A
Nominal AC Voltage	230V		
Grid frequency/ range	50/60Hz (±5Hz), (adjustable)		
Output Power factor	0.8 leading ~ 0.8 lagging (adjustable)		
Output THDi (@Nominal Output)	<3%		

RI-ENERGYFLOW-MODULAR-	3.68kW	5.00kW	6.00kW
AC Output data (Back-up)			
Max. Output Apparent Power	4000VA	5000VA	5000VA
Nominal Output Voltage	230V (Fluctuation range ±0.2%)		
Nominal Output Frequency	50/60Hz (Fluctuation range ±0.2%)		
Max. Output Current	16A	20A	20A
Harmonic distortion [THD] at rated output	<2% (Linear load)		
Peak power [VA], Duration	6900VA, 10s		
Battery Input Data			
Battery Type	LFP (LiFePO4)		
Nominal Battery Voltage	51.2V		
Max. Charging Voltage	57.6V		
Max. Charging/Discharging Current	50A / 80A	100A / 100A	100A / 100A
Communication interfaces	RS485 / CAN		
Efficiency			
Max. efficiency	97.6%		
Euro efficiency	97%		
Max. Battery to Load Efficiency	94%		
Battery charged by PV Max. Efficiency	98%		
General data			
Dimension [W x H x D]	540 x 640 x 240 mm		
Weight	32kg		
Mounting	Wall fixing		
User Interface	LCD/App		
Communication	RS485 / CAN2.0 / WIFI / 4G		
Operating Temperature Range	0°C...+55°C (Charging) / -20°C...+55°C (Discharging)		
Relative Humidity	0...95% (No condensation)		
Operating Altitude	<2000m		
Standby Self Consumption	2W per module		
Topology	Battery Isolation		
Cooling	Natural Convection		
Protection Grades	IP65		
Noise	<25db		
Warranty	5year Product Warranty, 10 Year Performance Warranty*		
Protection	Bipolar DC Switch Protection (125A/Pole) DC Isolator Switch Anti-islanding Protection Output Overcurrent Protection DC Reverse Polarity Protection String Fault Detection AC/DC Surge Protection - DC Type II, AC Type III Insulation Detection AC Short-circuit Protection		

Telephone : +44 (0) 1245 428500
 Email : sales@rayleigh.com

Renewables Overview

Certification & Standards

Grid Regulation	IEC60529, IEC60068, IEC61683, IEC62116, IEC61727, EN50549-1, AS4777.2, NRS097, VDE-AR-N-4105, CEI0-21, G98, G99, C10/C11
Safety Regulation	IEC 62109-1, IEC 62109-2
EMC	IEC/EN61000-6-1, IEC/EN61000-6-2, EN61000-6-3, IEC/EN61000-6-4, IEC/EN61000-3-11, EN 61000-3-12

Technical Data - Batteries

RI-ENERGYPACK-MODULAR-	5.1	10.2	15.3	20.4
Nominal Energy	5.12kWh	10.24kWh	15.36kWh	20.40kWh
Voltage Range	44.8V...56.5V			
Nominal Voltage	51.2V			
Max. Charging Current	50A	100A	100A	100A
Max. Discharging Current	80A	100A	100A	100A
Battery Type	LFP (LiFePO4)			
Communication	CAN and RS485 compatible			
Max. Storage Period	6 months			
Humidity Range	0...95%			
Ambient Temperature	-10°C...50°C (Charging) / -10°C...50°C (Discharging)			
Storage Temperature Range	-20°C...50°C			
IP Grade	IP65			
Battery weight	Approx. 54Kg	Approx. 108Kg	Approx. 162Kg	Approx. 216Kg
Nominal Energy(kWh)	5.1kWh	10.2kWh	15.3kWh	20.4kWh
Max Power(kW)	4.096kW Charge / 2.825kW Discharge	5.65kW Charge / 5.12kW Discharge	5.65kW Charge / 5.12kW Discharge	5.65kW Charge / 5.12kW Discharge
Cycle Life	10,000			
Charging Current(A)	50A (3.6kW Inverter) / 100A (5kW Inverter) (for inverter only)			
Discharge Current(A)	80A (3.6kW Inverter) / 100A (5kW Inverter) (for inverter only)			
Ventilation type	Passive Cooling			

Certification & Standards

Regulations	IEC/EN 62619;UN38.3
-------------	---------------------

NOTE:

1. The Maximum current is determined by the smaller value between the maximum current ratings of the inverter and the battery pack.

2. The cooling method for battery pack is natural convection. For the inverters, active cooling is used for the 5kw unit and passive cooling for the 3.68kw unit.

For example, if the configuration is "one 3.68kW inverter" + "two battery pack", then the maximum current is 50A for charging and 80A for discharging.

www.rayleigh.com

RI-ENERGYFLOW-3P-MODULAR



10kW or 12kW power output modular three-phase storage solution

3 Phase Modular Inverter & Battery Solution for Solar and Energy Storage

Product Description

The RI-ENERGYFLOW-3P-MODULAR system is a family of modular inverters and battery storage units, supplied in integrated modular housings that are both easy to install and easy on the eye.

The 3-phase inverter is available with a choice of battery capacities from 10.2kWh to 40.8kWh:-

RI-ENERGYPACK-MODULAR-10.2
RI-ENERGYPACK-MODULAR-20.4
RI-ENERGYPACK-MODULAR-30.6
RI-ENERGYPACK-MODULAR-40.8



- A choice of 10.2kWh, 20.4kWh, 30.6kWh or 40.8kWh storage capacity
- CATL high performance LFP battery modules
- Unbalanced load in each phase
- 10kW output with support for up to 40kW/160kWh (multiple units combined)
- Support for generator control (DI/DO)
- Supporting 200% oversized PV power On & Off grid parallel system
- Back-up, self-use, off-grid and force time modes
- On/Off grid switching time of less than 20ms
- Easy indoor or outdoor installation - IP65 rated
- Can be configured to operate as backup supply
- Short Circuit, AC Leakage, Grounding, Anti-islanding, Overload, Surge, Temperature and DC Polarity protection
- Simple operation - Programmable software, App. control and remote cloud monitoring

Inverters / Battery Configurations

PARALLEL CONNECTION

RI-ENERGYFLOW-3P-MODULAR Inverter (10kW)

EMS Display Screen

Cable Box (connected to inverter)

RI-ENERGYPACK-MODULAR Battery Unit

RI-ENERGYPACK-MODULAR Battery Unit



Technical Data - Inverters

RI-ENERGYFLOW-3P-MODULAR-10kW	
PV string input	
Max. Continuous PV Input Power	20kW
Max. DC Voltage	1100V
Nominal Voltage	720V
MPPT Voltage Range	140V-1000V
MPPT Range (Full Load)	420V-850V
Start Voltage	130V
MPPT Tracker / Strings	2/2
Max. Input Current Per MPPT	15A
Max. Short-circuit Current Per MPPT	20A
AC Output (Gird)	
Nominal AC Output Power	10kW
Max. AC Apparent Power	11kVA
Nominal AC Voltage	400Vac 3W+N+PE
AC Grid Frequency Range	50 / 60Hz
Max. Output Current	14.5A
Max. Input Current	16A
Power Factor (cos φ)	0.8 leading - 0.8 lagging

Rayleigh Instruments Limited

Raytel House, Cutlers Road, South Woodham Ferrers, Chelmsford, Essex CM3 5WA, UK

RI-ENERGYFLOW-3P-MODULAR-10kW

AC Output data (Back-up)	
Max. Output Apparent Power	10kVA
Rated Output Power	9,2kW
Rated/Max. Output Current	14,5A/16A
Nominal Output Voltage	400V
Nominal Output Frequency	50/60Hz (±2%)
Output THDv (@Linear Load)	<3% (Linear load)
Battery Input Data	
Battery Type	LFP (LiFePO4)
Nominal Battery Voltage	48V
Max. Charging Voltage	40...60V
Max. Charging/Discharging Current	200A / 200A
Communication interfaces	RS485 / CAN
Efficiency	
Max. efficiency	97.6%
Euro efficiency	97%
Max. Battery to Load Efficiency	94%
Battery charged by PV Max. Efficiency	98%
General data	
Dimension [W x H x D]	540 x 980 x 240 mm
Weight	42kg
Mounting	Wall fixing
User Interface	LCD/App
Communication	RS485 / CAN2.0 / WIFI / 4G
Operating Temperature Range	-25°C...+60°C (Derating >45°C)
Relative Humidity	0...95% (No condensation)
Max. Operating Altitude	3000m (Derating > 2000m)
Standby Self Consumption	2W per module
Topology	Battery Isolation
Cooling	Natural Convection
Protection Grades	IP65
Noise	<25db
Warranty	5year Product Warranty, 10 Year Performance Warranty*
Protection	DC Isolator Switch Anti-islanding Protection Output Overcurrent Protection DC Reverse Polarity Protection String Fault Detection AC/DC Surge Protection - DC Type II, AC Type III Insulation Detection AC Short-circuit Protection

Telephone : +44 (0) 1245 428500
Email : sales@rayleigh.com

Renewables Overview

Technical Data - Batteries

RI-ENERGYPACK-MODULAR-	10.2	20.4	30.6	40.8
Nominal Energy	10,24kWh	20,4kWh	30,6kWh	40,8kWh
Operating Voltage Range	44.8V...56.5V			
Nominal Voltage	51.2V			
Max. Charging Current	100A			
Max. Discharging Current	100A			
Rated DC power	4096W			
Battery Type	LFP (LiFePO4)			
Communication	CAN and RS485 compatible			
Max. Storage Period	6 months			
Humidity Range	0...95% Non condensing)			
Ambient Temperature	0°C...50°C (Charging) / -10°C...50°C (Discharging)			
Storage Temperature Range	-30°C...60°C			
IP Grade	IP65			
Battery dimensions W x H x D	540 × 490 × 240mm per battery module			
Battery weight	Approx. 108Kg	Approx. 216Kg	Approx. 324Kg	Approx. 432Kg
Max Power Charge / Discharge	2825W / 4096W			
Capacity	200Ah	400Ah	600Ah	800Ah
Modules connection	Max. 8			
Power consumption	<2W per battery module			
Depth of Discharge (DOD)	90%			
Cycle Life	10,000			
3S Peak Power(kW)	6.9kW			
3S Peak Current(A)	30A			
Charging Current(A)	50A			
Discharge Current(A)	80A			
Ventilation type	Passive and Active Cooling			
DC Circuit Breaker	125A			
Internal resistance	<20mΩ			
Monitoring parameters	System voltage, current, cell voltage, cell temperature, PCBA temperature measurement			

Certification & Standards

Regulations	Pack: IEC/EN 62619;UN38.3 Cell: IEC/EN 62619;UN38.3;UL1973
-------------	---

RI-ENERGYSET-3P-ESS-50-100

50kW/100kWh versatile option to bulky battery container units

All in one Three-Phase outdoor battery and inverter cabinet

Product Description

The RI-ENERGYSET-3P-ESS-50-100 is part of Rayleigh Instruments growing family of renewable energy products.

This all in one outdoor battery and inverter solution is an ideal option to bulky 'lorry container' BESS solutions. It not only offers the benefit of a more manageable size, it also offers future scalability.

- Safe and reliable operation CATL LFP battery cells
- Double fire suppression system design
- 1 + 1 redundancy design
- Integrated BMS/EMS suitable for various applications
- Simple, user friendly operation and cloud control
- Economical and efficient with 100% DOD improving ROI
- Expandable as required
- Energy saving HVAC design

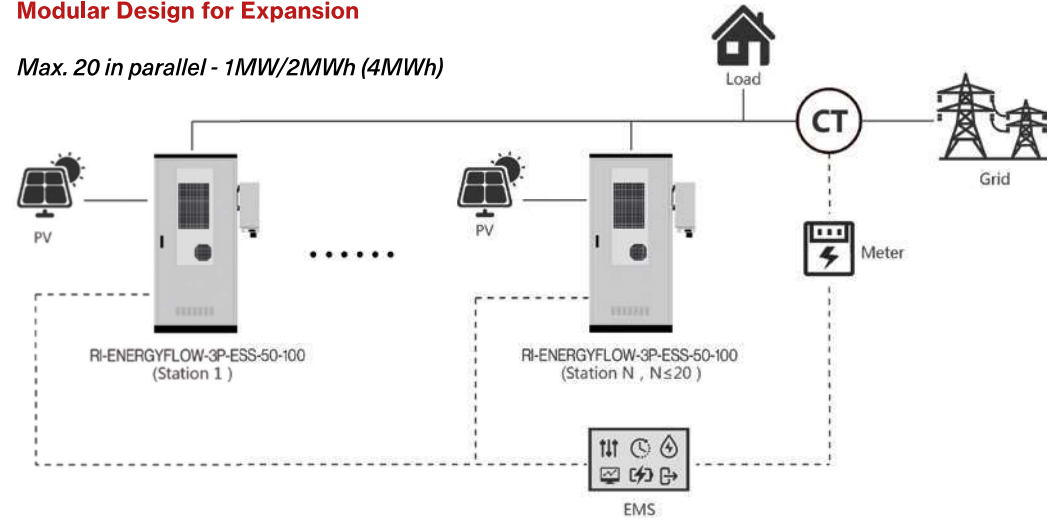
Rayleigh Instruments Limited

Raytel House, Cutlers Road, South Woodham Ferrers, Chelmsford, Essex CM3 5WA, UK



Modular Design for Expansion

Max. 20 in parallel - 1MW/2MWh (4MWh)



Technical Data - Inverter Parameters

RI-ENERGYSET-3P-ESS-50-100	
PV side	
Max. input voltage	1000V
MPPT voltage range	300V...750V
Max. current per MPPT	25A
Number of MPPT	3
Number of inputs per MPPT	2
Battery side	
Max. input voltage	750V
Min. input voltage	350V
DC voltage at nominal operation	500V...750V
Max. DC Current	50A x 2
Max. DC input power	55kW
Number of DC inputs	2
AC side (On grid)	
Nominal AC output power	50kW
Max. AC output power	55kVA
Max. AC current	80A
Nominal AC voltage	400V
AC voltage range	360V-440V
Nominal grid frequency/frequency range	50/60Hz ±5Hz
THDv	<3% (100% load)
Adjustable PF range	-1 (lagging)...1 (leading)

RI-ENERGYSET-3P-ESS-50-100

AC side(Off grid)	
Nominal AC voltage	400V ±3%
THDv	<3%(linear load)
Nominal grid frequency/frequency range	50/60Hz
Nominal AC output power	50kW
Max. AC output power	55kVA
Efficiency	
Max. efficiency	97,5%
Protection	
Reverse connection protection	Yes
DC switch	Yes
AC switch	Yes
Over-temperature protection	Yes
Grid monitoring/ Earthing fault detection	Yes
Insulation monitoring	Yes
Surge protection	DC Type II;AC Type II
General Specifications	
Topology	Transformerless
Cooling method	Intelligent air cooling
Communication	
Communication port	RS485/CAN
Communication protocol	CAN, MODBUS
Mechanical	
Dimensions (W x D x H)	650 x 715 x 325mm
Weight	62Kg
IP protection	IP65
Environmental	
Operation humidity	0%...100% (No condensing)
Operation temperature	-25°C...+60°C (>45°C derating)
Max. operation altitude	4000m (>3000m derating)

Conformity

Standards	IEC62477, IEC61000, CE, GB/T
-----------	------------------------------

Technical Data - Battery Cabinet Parameters

RI-ENERGYSET-3P-ESS-50-100

General Specifications	
Battery type	LFP
Battery module capacity	5.12kWh
Number of modules	10 x 2
Total battery capacity	102.4kWh
Nominal voltage	512V
Operating voltage range	448V...576V
Charge/Discharge rate	Max, 0,5C
DoD	100%
Communication	
Communication port	Ethernet, CAN
Communication protocol	CAN, MODBUS TCP/IP
Mechanical	
Dimensions (W x D x H)	1100 x 1080 x 2380mm
Weight	<1,5T
Installation site	Outdoors
IP protection	IP54
Anti corrosion level	C4
Cooling method	Air conditioner
Environmental	
Operation humidity	0%...95% (No condensing)
Operation temperature	-30°C...+50°C
Max. operation altitude	4000m (>3000m derating)

Conformity

Standards	IEC62619-2017, UN38.3, IEC61000-6-2/4
-----------	---------------------------------------

RI-ENERGYFLOW-MINI



On-Grid Inverters

Product Description

The RI-ENERGYFLOW-MINI Series forms part of an expanding family of inverters from Rayleigh Instruments.

These compact inverters are an ideal choice for residential projects with higher power density. Wider input voltage ranges offer more flexible installation and are a perfect match for high power PV panels.

- Available as 1.1kW, 1.6kW, 2.2kW, 2.7kW, 3.3kW and 3.68kW - Single Phase, 1 MPPT versions
- Natural cooling mute operation
- Remote monitoring
- Compact Size
- IP65 Rated
- Easy installation
- Optional built-in Zero Export function
- G98, G99 and G100 compliant

DC Input Data

RI-ENERGYFLOW-MINI-	1.1	1.6	2.2	2.7	3.3	3.68
Max. Recommended PV Power [Wp]	1400	2400	2800	3500	4200	4800
Rated Input Voltage [V]	360					
Max. DC Input Voltage [V]	500	500	500	550	550	550
MPPT voltage Range [V]	50...500	50...500	50...500	50...550	50...550	50...550
Start-up Voltage [V]	70					
No. of MPP Trackers	1					
No. of Input Strings per Tracker	1					
Max. DC Input Current [A]	13.5					
DC Switch	Optional					

Rayleigh Instruments Limited

Raytel House, Cutlers Road, South Woodham Ferrers, Chelmsford, Essex CM3 5WA, UK

AC Output Data

RI-ENERGYFLOW-MINI-	1.1	1.6	2.2	2.7	3.3	3.68
Rated AC Power [W]	1100	1600	2200	2700	3300	3680
Max. output power [VA]	1100	1600	2200	2700	3300	3680
Max. AC Current [A]	4.8	7.2	9.6	12	14.4	16
Rated AC Voltage / Range [V]	220 / 230; 160 - 290					
Grid frequency / range [Hz]	50 / 60Hz ±5					
Adjustable Power Factor [cos Φ]	0.8 leading - 0.8 lagging					
Output THDi (@Rated Output)	≤2%					

Efficiency

RI-ENERGYFLOW-MINI-	1.1	1.6	2.2	2.7	3.3	3.68
Max. Efficiency	97.00%	97.10%	97.10%	97.30%	97.30%	97.30%
Euro Efficiency	96.50%	96.60%	96.60%	96.80%	96.80%	96.80%
MPPT Efficiency	99.90%	99.90%	99.90%	99.90%	99.90%	99.90%

General Specifications

RI-ENERGYFLOW-MINI-	1.1	1.6	2.2	2.7	3.3	3.68
Size (Width*Height*Depth) [mm]	295 x 260 x 115					335 x 260 x 120
Weight [KG]	6.8					7.5
User Interface	LCD					
Communication	RS485 or WIFI or GPRS					
Ambient Temperature Range	-25...60°C					
Relative Humidity	0 - 100%					
Operating Altitude [m]	≤ 4000					
Standby Self Consumption [W]	< 0.2					
Topology	Transformerless					
Cooling	Natural Convection					
Protection Grades	IP65					
Noise [dB]	< 30					
Warranty [years]	5 years (Optional 7 or 10 years)					
Protection	DC Insulation Monitoring, DC Isolator Switch, Input Reverse Polarity Protection, Anti-island Protection, Residual Current Monitoring, Over-heat Protection AC Overcurrent Protection, AC Short-circuit Protection AC Overvoltage Protection, DC Surge Protection, AC Surge Protection					

Certification & Standards

Grid Regulation	VDE 0126-1-1, G98, EN50549, C10 / 11, PEA, MEA, AS4777, CEI0-21, IEC61727, IEC62116, IEC60068, IEC61683
Safety Regulation	IEC 62109-1, IEC 62109-2
EMC	EN 61000-3-2, EN 61000-3-3, EN61000-6-1, EN61000-6-3, IEC61000-4-16, IEC61000-4-18, IEC61000-4-29



String Grid-Tied PV Inverters

Product Description

The RI-ENERGYFLOW-MIDI Series forms part of an expanding family of inverters from Rayleigh Instruments.

These inverters are an ideal choice for residential projects with higher power density. Wider input voltage ranges offer more flexible installation and are a perfect match for high power PV panels.

- Available as 3.0kW, 3.6kW, 4.0kW, 4.6kW, 5.0kW and 6.0kW - Single Phase versions
- Max. PV voltage up to 600V
- DC power up to 1.35 ratio
- High efficiency operation - up to 97.8%
- DC/AC surge protection
- Reactive power controller
- Natural cooling
- Remote monitoring
- Compact and lightweight and IP65 Rated
- Easy installation
- Optional Wi-Fi/GPRS plug
- G98, G99 and G100 compliant

DC Input

RI-ENERGYFLOW-MIDI-	3.0D	3.6D	4.0D	4.6D	5.0D	6.0D
Max. DC power	4050W	4860W	5400W	6210W	6750W	8100W
Max./Rated DC voltage	600V / 380V					
Min. / Start DC voltage	120V / 100V					
MPPT voltage range	80V-550V					
Number of MPPT	2					
Strings per MPPT	1					
Max. input current per MPPT	15A					

AC Output

RI-ENERGYFLOW-MIDI-	3.0D	3.6D	4.0D	4.6D	5.0D	6.0D
Rated AC output power	3000W	3600W	4000W	4600W	5000W	6000W
Max. AC output power	3300VA	3960VA	4400VA	5060VA	5500VA	6600VA
Rated AC voltage	230Vac					
AC voltage range	230Vac±20%					
Rated AC grid frequency	50 / 60Hz					
AC grid frequency range	50 / 60Hz(±5Hz)					
Max. output current	14.4A	17A	19A	22A	24A	26A
Power Factor (cos Φ)	0.8 leading - 0.8 lagging					
THDi	<3%					

Efficiency

RI-ENERGYFLOW-MIDI-	3.0D	3.6D	4.0D	4.6D	5.0D	6.0D
Max. efficiency	98.1%	98.1%	98.3%	98.3%	98.3%	98.3%
Euro efficiency	97.7%	97.7%	97.9%	97.9%	97.9%	97.9%

General Specifications

RI-ENERGYFLOW-MIDI-	3.0D	3.6D	4.0D	4.6D	5.0D	6.0D
Operating temperature range	-25°C...+60°C					
Noise emission (typical)	<25dB					
Cooling type	Natural cooling					
Protection rating	IP65					
Max. operation altitude	4000m					
Max. operation humidity	0...100%					
Display	LED & LCD					
Interfaces	RS485 / Wi-Fi / 4G (Optional: DC Switch / WiFi Plug / GPRS Plug)					
Topology	Transformerless					
AC Output terminal type	Quick connector					
Dimensions W x H x D (mm)	380 x 380 x 150					
Weight	11Kg					
Protection	Anti-islanding protection, Output over current protection, Output short protection, DC reverse-polarity protection, DC Isolator Switch					

Certification & Standards

Grid Regulation	IEC61683, IEC60068, IEC62116, IEC61727, EN50549-1, AS4777, NRS 097, VDE-AR-N-4105, VDE 0126-1-1, CEI0-21, G98, G99, C10/C11, TED749, UNE217001, UNE217002, NB/T32004-2018, GB/T19964-2012, INMETRO
Safety Regulation	IEC60529, IEC 62109-1, IEC 62109-2
EMC	IEC/EN61000-6-2, IEC/EN61000-6-4

RI-ENERGYFLOW-3P-SERIES-15



3 Phase On-Grid Inverters

Product Description

The RI-ENERGYFLOW-3P-SERIES-15 inverters are ideal for residential and commercial projects.

The range applies advanced topology and innovative control technology to achieve a maximum efficiency of 98,3% and maximum long-term returns and profitability for project owners.

- Available as 4kW, 5kW, 6kW, 8kW, 10kW, 12kW and 15kW - Three Phase, 2 MPPT versions
- Remote monitoring
- Natural cooling quiet operation
- Compact Size
- 50% DC input oversizing
- Wide MPPT range (160...950V)
- IP65 Rated
- Easy installation
- Built-in zero export function
- G98, G99 and G100 compliant

DC Input Data

RI-ENERGYFLOW-3P-SERIES-15-	4KW	5KW	6KW	8KW	10KW	12KW	15KW
Max. Recommended PV Power [Wp]	6000	7500	9000	12000	15000	18000	22500
Max. DC Input Voltage [V]	1000						
MPPT voltage Range [V]	140...950						
Rated Input Voltage [V]	630						
Start-up Voltage [V]	160						
No. of MPP Trackers	2						
No. of Input Strings per Tracker	1/1					2/1	
Max. DC Input Current [A]	16 / 16					20 / 16	
DC Switch	Integrated						

Rayleigh Instruments Limited

Raytel House, Cutlers Road, South Woodham Ferrers, Chelmsford, Essex CM3 5WA, UK

AC Output Data

RI-ENERGYFLOW-3P-SERIES-15-	4KW	5KW	6KW	8KW	10KW	12KW	15KW
Rated AC Power [W]	4000	5000	6000	8000	10000	12000	15000
Max. output power [VA]	4400	5500	6600	8800	11000	13200	16500
Max. AC Current [A]	6.4	8	9.6	12.8	16.0	19.2	24.0
Rated AC Voltage / Range [V]	3/PE 380, 400, ±20% - 3/N/PE 380, 400, ±20%						
Grid frequency / range [Hz]	50 / 60Hz ±5						
Adjustable Power Factor [cos Φ]	0.8 leading - 0.8 lagging						
Output THDi (@Rated Output)	<3%						

Efficiency

RI-ENERGYFLOW-3P-SERIES-15-	4KW	5KW	6KW	8KW	10KW	12KW	15KW
Max. Efficiency	98.40%			98.50%			
Euro Efficiency	97.87%			98.00%			

General Specifications

RI-ENERGYFLOW-3P-SERIES-15-	4KW	5KW	6KW	8KW	10KW	12KW	15KW
Size (Width*Height*Depth) [mm]	455 x 390 x 160			455 x 390 x 175		455x390 x190	
Weight [KG]	16.3			18.3		21.6	
User Interface	LCD						
Communication	RS485 (Standard), WIFI or GPRS						
Ambient Temperature Range	-25...60°C						
Relative Humidity	0 - 100%						
Operating Altitude [m]	≤ 4000						
Standby Self Consumption [W]	< 0.2						
Topology	Transformerless						
Cooling	Natural convection						
Protection Grades	IP65						
Noise [dB]	< 30						
Warranty [years]	5 years (Optional 7 or 10 years)						
Protection	DC Insulation Monitoring, DC Isolator Switch, Input Reverse Polarity Protection Anti-island Protection, Residual Current Monitoring, Over-heat Protection AC Overcurrent Protection, AC Short-circuit Protection AC Overvoltage Protection, DC Surge Protection, AC Surge Protection						

Certification & Standards

Grid Regulation	C10/11, PEA, MEA, EN50549, CEI0-21, CEI0-16, IEC61727, IEC62116, IEC60068, IEC61683, G98, G99
Safety Regulation	IEC 62109-1, IEC 62109-2
EMC	EN 61000-3-2, EN 61000-3-3, EN 61000-6-2, EN 61000-6-3, EN 61000-3-11, EN 61000-3-12, IEC61000-4-16, IEC61000-4-18, IEC61000-4-29

RI-ENERGYFLOW-3P-SERIES-25

Telephone : +44 (0) 1245 428500
Email : sales@rayleigh.com

Renewables Overview



3 Phase On-Grid Inverters

Product Description

The RI-ENERGYFLOW-3P-SERIES-25 range of inverters are ideal for three-phase residential and light commercial projects.

Advanced topology and innovative control technology achieves a maximum efficiency of 98.5% allowing maximum long-term returns and profitability for project owners. The 20A, max. input current for each string is ideal for high power modules to increase power generation.

DC Input Data

RI-ENERGYFLOW-3P-SERIES-25-	10KW	15KW	17KW	20KW	25KW
Max. Recommended PV Power [Wp]	15000	22500	25500	30000	37500
Max. DC Input Voltage [V]	1100				
MPPT voltage Range [V]	150...1000				
Rated Input Voltage [V]	630				
Start-up Voltage [V]	165				
No. of MPP Trackers	2				
No. of Input Strings per Tracker	1/1	2/1	2/2	2/2	2/2
Max. DC Input Current [A]	20/20	30/20	30/30	30/30	30/30
Max. short-circuit Current per MPPT [A]	26/26	39/26	39/39	39/39	39/39
DC Switch	Integrated				

- Available as 10kW, 15kW, 17kW, 20kW and 25kW - Three Phase, 2 MPPT versions
- 37.5A Input current per MPPT
- Remote monitoring
- Compact Size
- 50% DC input oversizing
- Wide MPPT range (150...1000V)
- 110% 'Long-Time' overload capability
- IP65 Rated
- Easy installation
- Built-in zero export function (optional)
- G98, G99 and G100 compliant

AC Output Data

RI-ENERGYFLOW-3P-SERIES-25-	10KW	15KW	17KW	20KW	25KW
Rated AC Power [W]	10000	15000	17000	20000	25000
Max. output power [VA]	11000	16500	18700	22000	27500
Max. AC Current [A]	16	24	27.1	31.9	40
Rated AC Voltage / Range [V]	3/PE 380, 400, ±20% - 3/N/PE 380, 400, ±20%				
Grid frequency / range [Hz]	50 / 60Hz ±5				
Adjustable Power Factor [cos Φ]	0.8 leading - 0.8 lagging				
Output THDi (@Rated Output)	<3%				

Efficiency

RI-ENERGYFLOW-3P-SERIES-25-	10KW	15KW	17KW	20KW	25KW
Max. Efficiency	98.30%	98.40%	98.40%	98.50%	98.50%
Euro Efficiency	98.00%	98.10%	98.10%	98.20%	98.20%

General Specifications

RI-ENERGYFLOW-3P-SERIES-25-	10KW	15KW	17KW	20KW	25KW
Size (Width*Height*Depth) [mm]	506 x 386 x 185				
Weight [KG]	23				
User Interface	LCD				
Communication	RS485 (Standard), WIFI or GPRS				
Ambient Temperature Range	-25...60°C				
Relative Humidity	0 - 100%				
Operating Altitude [m]	≤ 4000				
Standby Self Consumption [W]	< 0.2				
Topology	Transformerless				
Cooling	Natural convection			Fan	
Protection Grades	IP65				
Noise [dB]	< 30		< 45		
Warranty [years]	5 years (Optional 7 or 10 years)				
Protection	DC Insulation Monitoring, DC Isolator Switch, Input Reverse Polarity Protection Anti-island Protection, Residual Current Monitoring, Over-heat Protection AC Overcurrent Protection, AC Short-circuit Protection AC Overvoltage Protection, DC Surge Protection, AC Surge Protection				

Certification & Standards

Grid Regulation	IEC61727, IEC62116, IEC60068, IEC61683, G98, G99
Safety Regulation	IEC 62109-1, IEC 62109-2
EMC	EN 61000-3-2, EN 61000-3-3, EN 61000-6-2, EN 61000-6-3, EN 61000-3-11, EN 61000-3-12, IEC61000-4-16, IEC61000-4-18, IEC61000-4-29

www.rayleigh.com

RI-ENERGYFLOW-3P-SERIES-50



3 Phase On-Grid Inverters

Product Description

The RI-ENERGYFLOW-3P-SERIES-50 range are ideal for small industrial and commercial projects and has a high safety level of operation.

A Max. efficiency of 99% with a Max. DC input of 1100V, a wider MPPT range and a lower start-up voltage of 160V, guarantees an earlier generation of power and longer working time.

DC Input Data

RI-ENERGYFLOW-3P-SERIES-50-	30KW	36KW	40KW	50KW
Recommended Max. PV Power [Wp]	45000	54000	60000	75000
Max. PV power for single MPPT [Wp]	15000	15000	15000	20000
Max. PV Input Voltage [V]	1100			
MPPT Voltage Range [V]	180...1000			
Rated Input Voltage [V]	600			
Start-up Voltage [V]	200			
No. of MPP Trackers	3		4	
No. of Input Strings per Tracker	2 / 2 / 2		2 / 2 / 2 / 2	
Max. Input Current Per MPPT [A]	40 / 40 / 40		40 / 40 / 40 / 40	
Max. Short-circuit Current per MPPT [A]	50 / 50 / 50		50 / 50 / 50 / 50	

- Available as 30kW, 36kW, 40kW and 50kW - Three Phase, 3/4 MPPT versions
- 40A Input current per MPPT
- Compatible with 600W+ PV modules
- Remote monitoring & remote firmware update
- Wide MPPT range (180...1000V)
- 150% DC input oversizing / 110% AC overloading
- Low Start-up voltage (160V)
- Optional AFCI & Smart PID recovery function
- Type II SPD for both DC and AC
- G98, G99 and G100 compliant

Rayleigh Instruments Limited

Raytel House, Cutlers Road, South Woodham Ferrers, Chelmsford, Essex CM3 5WA, UK

AC Output Data

RI-ENERGYFLOW-3P-SERIES-50-	30KW	36KW	40KW	50KW
Rated AC Power [W]	30000	36000	40000	50000
Max. Output Power [VA]	33000	39600	44000	55000
Max. AC Current [A]	50	60	66.6	83.3
Rated AC Voltage / Range [V]	3 / N / PE, 380, 400; ±20%; 3 / PE, 380, 400; ±20%			
Grid frequency / range [Hz]	50 / 60Hz ±5			
Adjustable Power Factor [cos Φ]	0.8 leading - 0.8 lagging			
Output THDi (@Rated Output)	<3%			

Efficiency

RI-ENERGYFLOW-3P-SERIES-50-	30KW	36KW	40KW	50KW
Max. Efficiency	99.00%			
Euro Efficiency	98.50%			


General Specifications

RI-ENERGYFLOW-3P-SERIES-50-	30KW	36KW	40KW	50KW
Size (Width x Height x Depth) [mm]	585 x 480 x 220			
Weight [kg]	37			
User Interface	LED + OLED			
Communication	RS485 and USB or Wifi or 4G (Optional)			
Ambient Temperature Range [°C]	-25...+60			
Relative Humidity	0...100%			
Operating Altitude [m]	≤2000			
Standby Self Consumption [W]	<1			
Topology	Transformerless			
Cooling	Fan			
Enclosure	IP65			
Noise [dB]	< 60			
Warranty	5 years (Optional 7 or 10 years)			
Protection	DC Switch, DC Insulation Monitoring, Input Reverse Polarity Protection, Anti-island Protection, Residual Current Monitoring, AC Overcurrent Protection, AC Short-circuit Protection, AFCI Protection, Integrated (Type II) DC Surge Protection, Integrated (Type II) AC Surge Protection, (Optional Anti-PID function)			

Certification & Standards

Grid Regulation	VDE-AR-N4105, EN 50549, G98, G99, G100
Safety Regulation	IEC 62109-1, IEC 62109-2
EMC	IEC 61000-6-1, EN 61000-6-3

RI-ENERGYFLOW-3P-SERIES-80



3 Phase On-Grid Inverters

Product Description

The RI-ENERGYFLOW-3P-SERIES-80 series inverters are ideal for medium to large sized commercial projects, especially for large-scale commercial roofs and farm plants.

The range applies advanced topology and innovative control technology to achieve a maximum efficiency of 99.0% and maximum long-term returns and profitability for project owners.

DC Input Data

RI-ENERGYFLOW-3P-SERIES-80-	50KW	60KW	70KW	75KW	80KW
Max. Recommended PV Power [Wp]	75000	90000	10500	112500	120000
Max. DC Input Voltage [V]	1100				
MPPT voltage Range [V]	200...1000				
Rated Input Voltage [V]	620				
Start-up Voltage [V]	250				
No. of MPP Trackers	3	3	4	4	4
No. of Input Strings per Tracker	4/4/4	4/4/4	3/3/3/3	4/4/3/3	4/4/3/3
Max. DC Input Current [A]	44/44/44	44/44/44	35/35/35/35	44/44/35/35	44/44/35/35
Max. short-circuit Current per MPPT [A]	46/46/46	46/46/46	46/46/46/46	60/60/46/46	60/60/46/46
DC Switch	Integrated				

- Available as 50kW, 60kW, 70kW, 75kW and 80kW
- Three Phase, 3-4 MPPT versions
- Fan cooling
- Remote monitoring
- Compact Size
- IP65 Rated
- Easy installation
- Optional built-in Zero Export function
- G98, G99 and G100 compliant

Telephone : +44 (0) 1245 428500
Email : sales@rayleigh.com

Renewables Overview

AC Output Data

RI-ENERGYFLOW-3P-SERIES-80-	50KW	60KW	70KW	75KW	80KW
Rated AC Power [W]	50000	60000	70000	75000	80000
Max. output power [VA]	55000	66000	77000	75000	88000
Max. AC Current [A]	74.4	95.3	111.1	109	127
Rated AC Voltage / Range [V]	3/PE 380 ,400 ;+/-20% ;3/N/PE 380 ,400 ;+/-20%				
Grid frequency / range [Hz]	50 / 60Hz ±5				
Adjustable Power Factor [cos Φ]	0.8 leading ~ 0.8 lagging				
Output THDi (@Rated Output)	<3%				

Efficiency

RI-ENERGYFLOW-3P-SERIES-80-	50KW	60KW	70KW	75KW	80KW
Max. Efficiency	99.00%	99.00%	99.00%	99.00%	99.00%
Euro Efficiency	98.37%	98.37%	98.50%	98.50%	98.50%

General Specifications

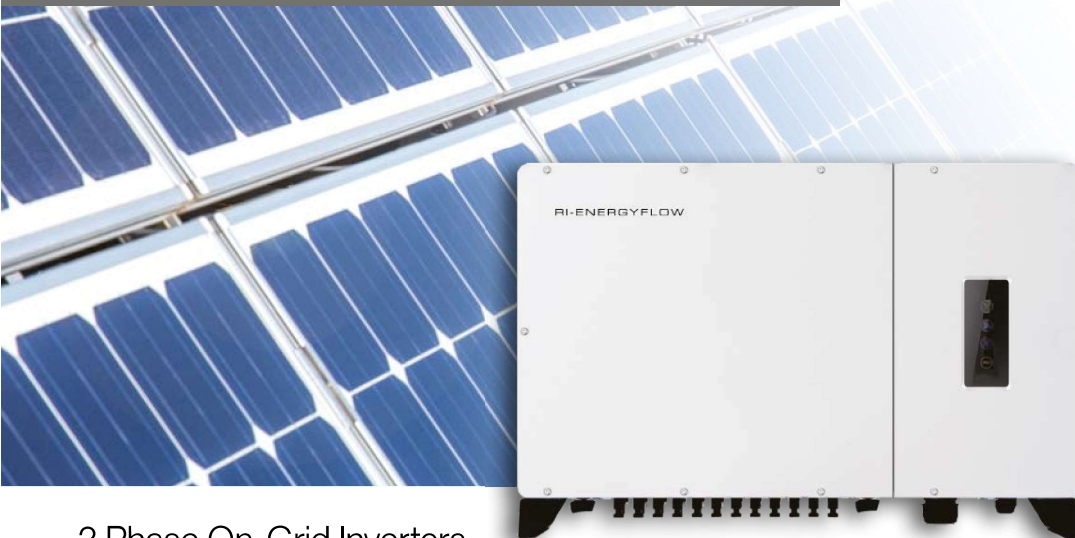
RI-ENERGYFLOW-3P-SERIES-80-	50KW	60KW	70KW	75KW	80KW
Size (Width*Height*Depth) [mm]	630 × 815 × 260	630 × 815 × 260	640 × 841 × 285	640 × 841 × 285	640 × 841 × 285
Weight [KG]	62	63	76	79	79
User Interface	LCD				
Communication	RS485 or WIFI or GPRS				
Ambient Temperature Range	-25...60°C				
Relative Humidity	0 - 100%				
Operating Altitude [m]	≤ 4000				
Standby Self Consumption [W]	< 1				
Topology	Transformerless				
Cooling	Fan Cooling				
Protection Grades	IP65				
Noise [dB]	< 60				
Warranty [years]	5 years (Optional 7 or 10 years)				
Protection	DC Insulation Monitoring, Input Reverse Polarity Protection, Anti-island Protection, Residual Current Monitoring, Over-heat Protection AC Overcurrent Protection, AC Short-circuit Protection AC Overvoltage Protection, DC Surge Protection, AC Surge Protection				

Certification & Standards

Grid Regulation	PEA, MEA, IEC61727, IEC62116, G98, G99
Safety Regulation	IEC 62109-1, IEC 62109-2
EMC	EN 61000-6-2, EN 61000-6-4

www.rayleigh.com

RI-ENERGYFLOW-3P-SERIES-150



3 Phase On-Grid Inverters

Product Description

The RI-ENERGYFLOW-3P-SERIES-150 range of inverters adopt a 10 or 12 MPPT design to provide a more flexible configuration.

A 13A maximum input current on each string is suitable for high power modules for increased power generation.

- Available as 120kW and 150kW
- Three Phase, 10/12 MPPT versions
- Remote monitoring
- Max. DC/AC ratio up to 1.5
- 10 or 12 MPPTS versions
- Smart I-V curve function
- DC & AC Type II SPD
- AFCI Function (optional)
- G98, G99 and G100 compliant

DC Input Data

RI-ENERGYFLOW-3P-SERIES-150-	120KW	150KW
Max. Recommended PV Power [Wp]	180000	225000
Max. DC Input Voltage [V]	1100	
MPPT voltage Range [V]	200...1000	
Rated Input Voltage [V]	620	780
Start-up Voltage [V]	250	
No. of MPP Trackers	10	12
No. of Input Strings per Tracker	2	
Max. DC Input Current [A]	26	
Max. Short-circuit Current per MPPT [A]	40	
DC Switch	Integrated	

Rayleigh Instruments Limited

Raytel House, Cutlers Road, South Woodham Ferrers, Chelmsford, Essex CM3 5WA, UK

AC Output Data

RI-ENERGYFLOW-3P-SERIES-150-	120KW	150KW
Rated AC Power [kW]	120@25°C, 110@40°C, 100@50°C	150@25°C, 136@40°C, 120@50°C
Max. output power [VA]	121000	150000
Max. AC Current [A]	176.4	174.5
Rated AC Voltage / Range [V]	3W+N+PE, 230 / 400Vac; 320...480V	3W+PE, 500Vac; 400...621V
Grid frequency / range [Hz]	50 / 60Hz ±5	
Adjustable Power Factor [cos Φ]	0.8 leading ~ 0.8 lagging	
Output THDi (@Rated Output)	<3%	

Efficiency

RI-ENERGYFLOW-3P-SERIES-150-	120KW	150KW
Max. Efficiency	98.70%	99.00%
Euro Efficiency	98.30%	98.50%

General Specifications

RI-ENERGYFLOW-3P-SERIES-150-	120KW	150KW
Size (Width*Height*Depth) [mm]	1055 x 700 x 336	
Weight [KG]	98	110
User Interface	LED Indicator, Blue tooth + APP	
Communication	RS485 (Standard), Wifi or GPRS	
Ambient Temperature Range [°C]	-25...60	
Relative Humidity	0...100%	
Operating Altitude [m]	≤ 4000	
Standby Self Consumption [W]	< 1	
Topology	Transformerless	
Cooling	Fan Cooling	
Protection Grades	IP66	
Noise [dB]	< 60	≤ 70
Warranty [years]	5 years (Optional 7 or 10 years)	
Protection	DC Insulation Monitoring, DC Isolator Switch Input Reverse Polarity Protection, Anti-island Protection Residual Current Monitoring, Over-heat Protection AC Overcurrent Protection AC Short-circuit Protection AC Overvoltage Protection DC Surge Protection AC Surge Protection	

Certification & Standards

Grid Regulation	IEC 61727, IEC 62116, G98, G99
Safety Regulation	IEC 62109-1, IEC 62109-2
EMC	EN 61000-6-2, EN 61000-6-4

Model Selection Tables

RI-ENERGYFLOW-MODULAR	Model
3680W AC output Inverter / 5.12kWh Battery	RI-ENERGYFLOW-MODULAR-3.68kW/5.12kWh
3680W AC output Inverter / 10.24kWh Battery	RI-ENERGYFLOW-MODULAR-3.68kW/10.2kWh
3680W AC output Inverter / 15.36kWh Battery	RI-ENERGYFLOW-MODULAR-3.68kW/15.3kWh
3680W AC output Inverter / 20.40kWh Battery	RI-ENERGYFLOW-MODULAR-3.68kW/20.4kWh
5000W AC output Inverter / 5.12kWh Battery	RI-ENERGYFLOW-MODULAR-5.00kW/5.12kWh
5000W AC output Inverter / 10.24kWh Battery	RI-ENERGYFLOW-MODULAR-5.00kW/10.2kWh
5000W AC output Inverter / 15.36kWh Battery	RI-ENERGYFLOW-MODULAR-5.00kW/15.3kWh
5000W AC output Inverter / 20.40kWh Battery	RI-ENERGYFLOW-MODULAR-5.00kW/20.4kWh
6000W AC output Inverter / 5.12kWh Battery	RI-ENERGYFLOW-MODULAR-6.00kW/5.12kWh
6000W AC output Inverter / 10.24kWh Battery	RI-ENERGYFLOW-MODULAR-6.00kW/10.2kWh
6000W AC output Inverter / 15.36kWh Battery	RI-ENERGYFLOW-MODULAR-6.00kW/15.3kWh
6000W AC output Inverter / 20.40kWh Battery	RI-ENERGYFLOW-MODULAR-6.00kW/20.4kWh
RI-ENERGYFLOW-3P-MODULAR	Model
10kW AC output 3-Phase Inverter / 10.2kWh Battery	RI-ENERGYFLOW-3P-MODULAR-10kW/10.2kWh
10kW AC output 3-Phase Inverter / 20.4kWh Battery	RI-ENERGYFLOW-3P-MODULAR-10kW/20.4kWh
10kW AC output 3-Phase Inverter / 30.6kWh Battery	RI-ENERGYFLOW-3P-MODULAR-10kW/30.6kWh
10kW AC output 3-Phase Inverter / 40.8kWh Battery	RI-ENERGYFLOW-3P-MODULAR-10kW/40.8kWh

RI-ENERGYFLOW-MINI	Model
1100W AC Output Inverter	RI-ENERGYFLOW-MINI-1.1
1600W AC Output Inverter	RI-ENERGYFLOW-MINI-1.6
2200W AC Output Inverter	RI-ENERGYFLOW-MINI-2.2
2700W AC Output Inverter	RI-ENERGYFLOW-MINI-2.7
3300W AC Output Inverter	RI-ENERGYFLOW-MINI-3.3
3680W AC Output Inverter	RI-ENERGYFLOW-MINI-3.68
RI-ENERGYFLOW-MIDI	Model
3000W AC Output Inverter Dual MPPT	RI-ENERGYFLOW-MIDI-3.0D
3600W AC Output Inverter Dual MPPT	RI-ENERGYFLOW-MIDI-3.6D
4000W AC Output Inverter Dual MPPT	RI-ENERGYFLOW-MIDI-4.0D
4600W AC Output Inverter Dual MPPT	RI-ENERGYFLOW-MIDI-4.6D
5000W AC Output Inverter Dual MPPT	RI-ENERGYFLOW-MIDI-5.0D
6000W AC Output Inverter Dual MPPT	RI-ENERGYFLOW-MIDI-6.0D
RI-ENERGYFLOW-3P-SERIES-15 -	Model
4kW AC Output 3-Phase Inverter	RI-ENERGYFLOW-3P-SERIES-15-4KW
5kW AC Output 3-Phase Inverter	RI-ENERGYFLOW-3P-SERIES-15-5KW
6kW AC Output 3-Phase Inverter	RI-ENERGYFLOW-3P-SERIES-15-6KW
8kW AC Output 3-Phase Inverter	RI-ENERGYFLOW-3P-SERIES-15-8KW
10kW AC Output 3-Phase Inverter	RI-ENERGYFLOW-3P-SERIES-15-10KW
12kW AC Output 3-Phase Inverter	RI-ENERGYFLOW-3P-SERIES-15-12KW
15kW AC Output 3-Phase Inverter	RI-ENERGYFLOW-3P-SERIES-15-15KW

RI-ENERGYFLOW-3P-SERIES-25	Model
10kW AC Output 3-Phase Inverter	RI-ENERGYFLOW-3P-SERIES-25-10KW
15kW AC Output 3-Phase Inverter	RI-ENERGYFLOW-3P-SERIES-25-15KW
17kW AC Output 3-Phase Inverter	RI-ENERGYFLOW-3P-SERIES-25-17KW
20kW AC Output 3-Phase Inverter	RI-ENERGYFLOW-3P-SERIES-25-20KW
25kW AC Output 3-Phase Inverter	RI-ENERGYFLOW-3P-SERIES-25-25KW
RI-ENERGYFLOW-3P-SERIES-50	Model
30kW AC Output 3-Phase Inverter	RI-ENERGYFLOW-3P-SERIES-50-30KW
36kW AC Output 3-Phase Inverter	RI-ENERGYFLOW-3P-SERIES-50-36KW
40kW AC Output 3-Phase Inverter	RI-ENERGYFLOW-3P-SERIES-50-40KW
50kW AC Output 3-Phase Inverter	RI-ENERGYFLOW-3P-SERIES-50-50KW
RI-ENERGYFLOW-3P-SERIES-80	Model
50kW AC Output 3-Phase Inverter	RI-ENERGYFLOW-3P-SERIES-80-50KW
60kW AC Output 3-Phase Inverter	RI-ENERGYFLOW-3P-SERIES-80-60KW
70kW AC Output 3-Phase Inverter	RI-ENERGYFLOW-3P-SERIES-80-70KW
75kW AC Output 3-Phase Inverter	RI-ENERGYFLOW-3P-SERIES-80-75KW
80kW AC Output 3-Phase Inverter	RI-ENERGYFLOW-3P-SERIES-80-80KW
RI-ENERGYFLOW-3P-SERIES-150	Model
120kW AC Output 3-Phase Inverter	RI-ENERGYFLOW-3P-SERIES-150-120KW
150kW AC Output 3-Phase Inverter	RI-ENERGYFLOW-3P-SERIES-150-150KW
RI-ENERGYSET-3P-ESS	Model
50kW/100kWh 3-Phase ESS cabinet	RI-ENERGYSET-3P-ESS-50-100

Accessories

Modular Foot

Designed for our RI-ENERGYFLOW-MODULAR and RI-ENERGYFLOW-3P-MODULAR energy storage systems. This foot enables installations to be raised from the floor and is especially useful for exterior installations where there may be some occasional standing water.

Modular Battery Cover

These battery covers are designed for our single-phase and three-phase Modular systems and provide an aesthetically pleasing top cover for the modular battery units.

The cover encloses the top lifting handles and mounting bracket and is typically used where an installation is on display.

Modular Cable Packs

These cable packs are for the battery to battery and battery to inverter connections for our modular series RI-ENERGYFLOW-MODULAR and RI-ENERGYFLOW-3P-MODULAR.

Packs are available for our single phase 5.12kWh, 10.24kWh, 15.36kWh and 20.40kWh configurations and also for our 3-phase 10.2kWh, 20.4kWh, 30.6kWh and 40.8kWh configurations.

16mm Split-core CT

RI-CTS016 split-core current transformers are available for installations where the mains-incomer cable to be monitored is 16mm.

Modular Anti-tamper Cover

Anti-tamper covers are available for both our single-phase and three-phase Modular battery and inverter systems.


These covers shield the control screen and battery status buttons on the front of the units from unwanted alteration.

Modular Dongle and App.

A plug-in dongle is available for our Modular Inverters to enable remote access and control of the inverter settings using an App. on a mobile phone or tablet.

rayleighconnect™

Enterprise level remote access and control cloud-based software available for all our Inverters to enable remote access and control of the inverter settings using any browser enabled device.





Remotely monitor, collect data and control your energy usage from anywhere in the world!

- Remote monitoring and control from Cloud based Servers
- Customisable screens - 'snap where you want' widgets
- Asset management and tracking
- Automated energy billing
- Available in multiple languages

Building Management Systems

rayleighconnect™ monitors remotely your whole building(s) energy usage and holds the data in the cloud so you can access the information anytime.

Even historical data is kept so you can make comparisons of your energy consumption for gas, electricity and water over extended time periods.

Remote alerts can be set up to warn of discrepancies on the running of the building.



Contact us now to organise your free demonstration
rayleighconnect@rayleigh.com

rayleighconnect™

GSM • Ethernet • Cloud Hosting