

ACCESSORIES

INSTALLATION KITS ROINTE

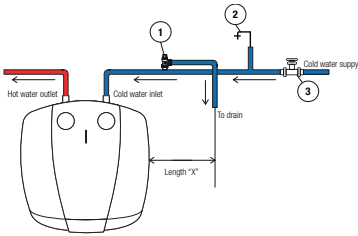


□ □ □ VENICE INSTALLATION KIT

It's mandatory for unvented domestic hot water heaters to be installed with an installation kit. This kit is compatible with Venice 10/15 L water heaters.

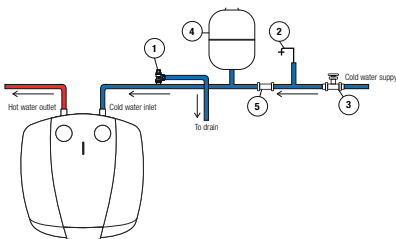
Installation scheme A

When inlet pressure is less than bar and expanded hot water can be put in pipework.



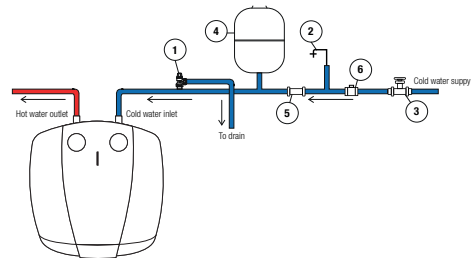
Installation scheme B

When inlet pressure is less than 4 bar but expanded hot water cannot be put in pipework.



Installation scheme C

When inlet pressure is greater than 4 bar.







INSTALLATION DETAILS

1	Expansion relief valve (included)
2	Nearest cold water draw off (not supplied)
3	Service valve (not supplied)
4	Expansion vessel (included)
5	Check valve (included)
6	Pressure reducing valve (included)

MINIMUM PIPE LENGTH

Capacity	15 mm pipe	22 mm pipe
10 L	2.7 mm	1.2 mm
15 L	4.2 mm	1.8 mm

MODEL		KITKW04	
	Expansion relief valve		Check valve
	Expansion vessel		Pressure reducing valve
15 - 25 mm		0.35 Mpa	
		8 L (0.1 Mpa)	0.60 Mpa
EAN13		8436045912992	