

# DIRECT CONNECTION

METERED UNIT

16A, 32A & 63A

**ROLEC**  
Caravan Hook-Ups



Unit shown: 63A Direct Connection Unit Metered

This direct connection unit is a hard-wearing, cost effective MID approved metered connection unit specifically designed to provide a 16A, 32A or 63A electrical supplies via its direct connection facility to the residential home.


This connection unit is complete with switchgear, providing both overload and fault current protection which is accessible via the switchgear access flap.

## PRODUCT FEATURES

- Available in 16A, 32A & 63A versions
- MID compliant kWh metering
- Built-in overload and 30mA fault current protection
- IP65 weatherproof polycarbonate enclosure
- Built-in cable terminals
- Switchgear access flap
- Optional galvanised mounting post
- Easy to install & maintain
- IP Rated & UV stabilised
- Fire retardant



For Residential/Holiday Homes & Static Caravans



kWh Metering



IP Rated & UV Stabilised



Flame Retardant



Strong & Durable



CE Certified

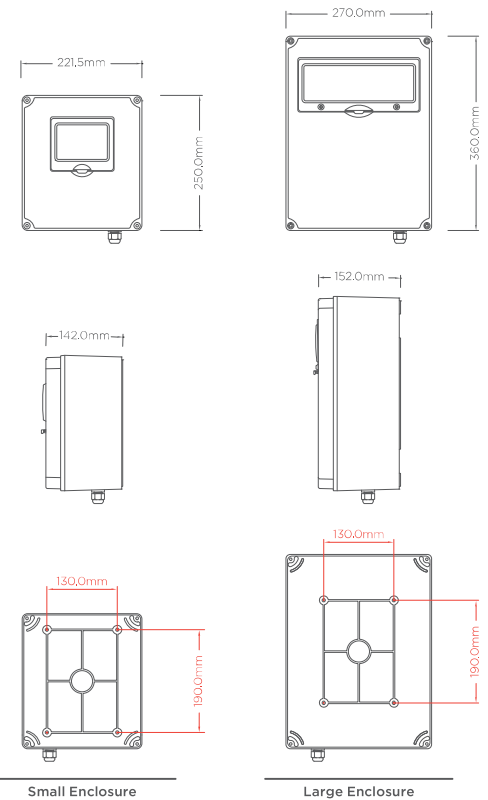
# SPECIFICATIONS

## PRODUCT OVERVIEW

Product Code	Output	Fault Protection	Metering	Enclosure
LSAB0020	16A	16A 30mA RCBO	45A kWh Meter	Small
LSDC0120	32A	32A 30mA RCBO	45A kWh Meter	
LSDC0130	63A	C63A 1pole MCB, 63A 30mA RCD	100A kWh Meter	Large


## TECHNICAL DATA

Input Voltage	220 to 250 VAC / 50 Hz (Single Phase)
Cable Terminals	3x 50mm and Compression Gland (Others sizes Available on Request)
Earthing	Brass Earth Plate & Earth Terminals
Certifications & Compliances	Enclosure - EN 60670-1, EN 60670-22
	Flame Retardance - IEC 60695-2-11:2014
	Low Voltage Directive (LVD) - 2014/35/EU
	Environmental Protection - IP65 Enclosure
	Weather resistance - BS EN 60529:1992+A2:2013
	Cable - BS 6004
	Metering - EN50470-1, EN50470-3, 2004/22/EC, MID B+D Certified
CE	RoHS - 2011/65/EU
	REACH - 1907/2006
Dimensions	Small - 221.5mm x 250mm x 142mm (W x H x D) Large - 270mm x 360mm x 152mm (W x H x D) Post Mounting Fixing Points- 130mm x 190mm (W x H)
Materials	Polycarbonate Enclosure
Operating Temperature	-25°C to +60°C
Colour	Grey



## OPTIONS & ACCESSORIES

- Galvanised ground mounting post (product code LSAF0060)
- Photocell kit to control park lighting



Images are for marketing purposes only and are not contractual © 2023



Head office contact:  
t: +44 (0) 1205 724754  
f: +44 (0) 1205 724876  
enquiries@rolecserv.co.uk

Rolec Services Ltd  
Ralphs Lane, Frampton West  
Boston, Lincolnshire  
UK. PE20 1QU



[www.rolecserv.com](http://www.rolecserv.com)

LSADCMD-V02-R3 Direct Connection Metered - Data Sheet