

Product Specification




LED Flood Light V24 Commercial Series



Options:



Pole Mounted
Head Frames



Mounting Poles

Product Features

- Available in 50w, 100w, 150w, 200w, 300w or 400w
- Full range power input 90~305VAC
- -20°C~+60°C Operation Temperature
- Aluminium die cast housing
- Tempered glass face
- Symmetrical or Asymmetrical Beam Options
- IP66 Housing
- IK08 Impact Rating



Specification Overview

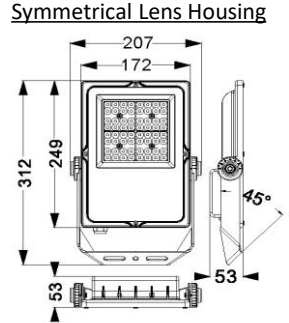
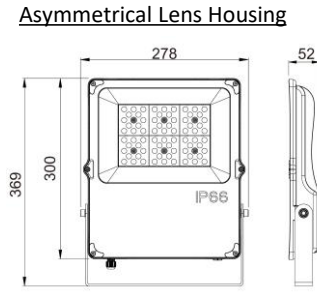


Model	Power	Dimensions	Colour Temp	Lumens	Beam Angle	Trim Colour	Weight
FL-050S-V	50w	207 x 312 x 53mm	5000K	8,300lm	120°	Black	1.82kg
FL-050A-V	50w	278 x 369 x 52mm	5000K	6,467lm	130/60° Asymmetrical	Black	3.50kg
FL-100S-V	100w	309 x 312 x 53mm	5000K	15,939lm	120°	Black	2.72kg
FL-150S-V	150w	309 x 362 x 53mm	5000K	22,678lm	120°	Black	3.18kg
FL-200S-V	200w	309 x 413 x 53mm	5000K	30,896lm	120°	Black	3.76kg
FL-200A-V	200w	392 x 445 x 57mm	5000K	22,478lm	130/60° Asymmetrical	Black	5.40kg
FL-200S-T	200w	309 x 413 x 53mm	4000K	30,376lm	120°	Black	3.76kg
FL-300S-V	300w	411 x 437 x 61mm	5000K	47,764lm	90° Symmetrical	Black	5.45kg
FL-300A-V	300w	411 x 437 x 61mm	5000K	39,579lm	130/60° Asymmetrical	Black	5.45kg
FL-400S-V	400w	515 x 443 x 62mm	5000K	56,986lm	90° Symmetrical	Black	7.42kg
FL-400S-T	400w	515 x 443 x 62mm	4000K	56,029lm	90° Symmetrical	Black	7.42kg
FL-400A-V	400w	515 x 443 x 62mm	5000K	52,473lm	130/60° Asymmetrical	Black	7.42kg

LED Flood Light 50w V24



Model	Trim Colour	Power	Lumens	CCT	Beam Angle	Dimension	Weight
FL-050S-V	Black	50w	8,300lm	5000K	120° Symmetrical	207 x 312 x 53mm	1.82kg
FL-050A-V	Black	50w	6,467lm	5000K	130/60° Asymmetrical	278 x 369 x 52mm	3.50kg

Specification				Dimensions	
CCT	5000K	Earth Leakage	0.75mA	 <p>Symmetrical Lens Housing</p>	
Efficacy	>129lm/w	Surge Protection (L-N/L-E)	4KV/6KV		
CRI (%)	≥80	Dimmable	No		
Beam Angle	120° Symmetrical 130/60° Asymmetrical	Housing	Diecast aluminium with toughened glass lens		
Power Input	90~305VAC	Housing Colour	Black	 <p>Asymmetrical Lens Housing</p>	
Max. Line Current	0.8A	Lifespan	>50,000 hours		
Inrush Current	30A	Operation Temperature	-20°C~+60°C		
Inrush Duration (@50%)	82uS	Warranty	5 Years		

Options

Lens Types



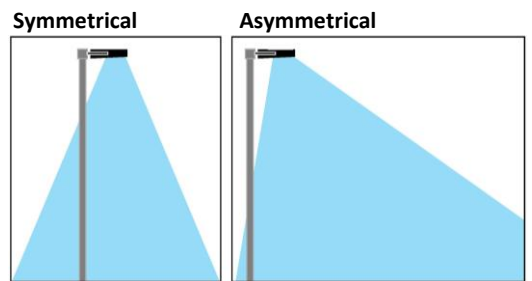
Pole Mounted Head Frames

Single Model: SL-HF-1
 Double Model: SL-HF-2
 Triple Model: SL-HF-3
 Available in Galvanised or PC options



Mounting Poles

Contact for options
 Available in Galvanised or PC options



Poles and head frames are available in galvanised or powder coated finishes

Specifications are subject to change without notice