

Product Specification



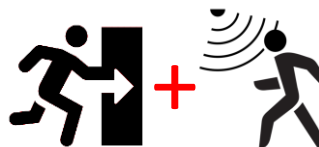
G2 Surface Mount Batten Microwave Sensor & Emergency



Product Features

- 18w
- 3 Colour Adjustable (4000K/5000K/6000K)
- Built-in Microwave Sensor with 3-Step dimming function – Set via Dip Switch
- Maintained Emergency Fitting
- Sensor can be enabled or disabled to allow the batten to be an Emergency Fitting only
- Sensor settings can be set via dip switch
- Steel Base with PC Lens
- 120° Beam Angle
- IP20 Housing
- IK08 Impact Rating
- Weight: 900g

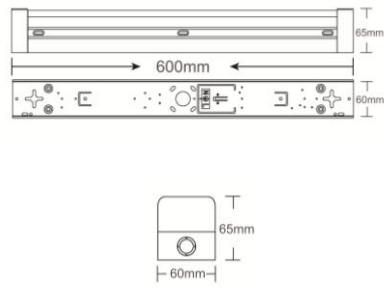
Specification Overview



Model	Power	Input	Colour Temp	Lumens	Beam Angle	Trim Colour	Dimensions
SMD-2FT-3C-ME	18w	220~240VAC	4000K/5000K/ 6000K	2241~2286lm	120°	White	600x65x60mm

G2 Surface Mount Batten 2FT Microwave and Emergency

Model	Power	Lumens	CCT	Dimension (W x H x D)	Weight
SMD-2FT-3C-ME	18w	2241~2286lm	4000K/5000K/6000K	600 x 65 x 60mm	900g

Specification				Dimensions
CCT	4000K/5000K/6000K (selectable)	Housing	Steel	
Efficacy	>115lm/w	Lens	Polycarbonate	
CRI (%)	≥80	Housing Colour	White	
Beam Angle	120°	Lifespan	>54,000 hours	
Power Input	220~240VAC	Operation Temperature	-20 °C to +45°C	
Dimmable	No	Motion Sensor	Included, Microwave	
Impact Rating	IK08	Emergency	3.5w, 90 min run-time	
Protection Rating	IP20	Warranty	3 Years	

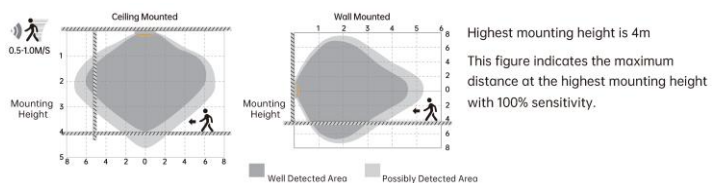
Additional Details – Microwave Motion Sensor

The microwave sensor is installed in each fitting as standard however it is not enabled.

To enable the sensor, locate the sensor on the back of the light head and plug in the connector.

These are the optional settings of the sensor, the ones highlighted in grey represent the factory default.

Detection Area	Hold Time	Daylight Sensor	Standby DIM Level	Standby Period
100%	5 s	Disabled	0%	∞
50%	60 s	On	20%	15mins
	3 mins			
	10 mins			



Specifications are subject to change without notice