



DIM 75/150 - 24V 75/150W


Australian approved, trailing edge dimmable constant voltage, power supply

Application

Reliable constant voltage trailing edge dimmable driver
75 / 150 watt

Design Specifications

- Choice of 75 watt / 24V, 150 watt / 24V
- Trailing edge dimming control
- Overload and short circuit protection
- SELV and EMC compliant, fixed terminal termination
- flickerCONTROLLED technology
- Electrical class II, Do Not Cover.





Performance

- Dimmable - **YES**
- Dimmer Type - **Trailing or Leading Edge**



Technical Specification

Product	Model No.	Input Voltage (V/AC)	Output Voltage (V/DC)	Power (W)	Power Factor	Dimmable
	DIM75/24V/FC	240	24	75	0.95	YES
	DIM150/24V/FC	240	24	150	0.95	YES

Dim (mm)	
300(L) x 43(W) x 31(H)	
361(L) x 43(W) x 31(H)	

Due to continued product and technology enhancements, data sourced from sal.net.au shall not form part of any contract and or technical performance guarantee unless expressly confirmed in writing by SAL at the time of order. Products are sold in accordance with [SAL Terms and Conditions of sale](#) and all images shown are for illustration purposes only and may vary from the actual colour or finish. Unless specifically stated, all IP ratings nominated for Interior products are from "below the ceiling".



Dimensions

Wiring Diagram

