



CANDLE OPAL DIMMABLE LCA D - LCA 4W

4 watt dimmable LED filament candle style opal lamps

Application

Energy efficient LED lamp solutions

Design Specifications

- Opal glass diffuser, SES, SBC, ES or BC base
- High efficiency LED filament and colour rendering, CRI >80
- Integral trailing edge dimmable LED driver
- 320° beam distribution
- CCT choice of 2700K / 5000K
- 1:1 size to traditional candle lamp, dimmable, suits most candle lamp fittings

Performance

- Dimmable - **YES**
- Dimmer Type - **Trailing edge**





Technical Specification

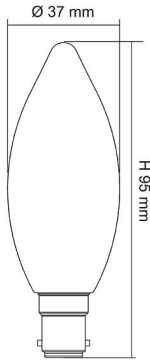
Product	Model No.	Input Voltage (V/AC)	Power (W)	Lumens (lm)	CCT (K)	CRI
	LCA27B15D	240	4	400	2700	80
	LCA27B22D	240	4	400	2700	80
	LCA27E14D	240	4	400	2700	80
	LCA27E27D	240	4	400	2700	80
	LCA50B15D	240	4	400	5000	80
	LCA50B22D	240	4	400	5000	80
	LCA50E14D	240	4	400	5000	80
	LCA50E27D	240	4	400	5000	80

Beam Angle (°)	Dimmable	Diameter (mm)	Length (mm)	Base Type
320	YES	37	95	B15
320	YES	37	91	B22
320	YES	37	97	E14
320	YES	37	92	E27
320	YES	37	95	B15
320	YES	37	91	B22
320	YES	37	97	E14
320	YES	37	92	E27

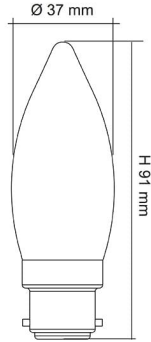
Due to continued product and technology enhancements, data sourced from sal.net.au shall not form part of any contract and or technical performance guarantee unless expressly confirmed in writing by SAL at the time of order. Products are sold in accordance with [SAL Terms and Conditions of sale](#) and all images shown are for illustration purposes only and may vary from the actual colour or finish. Unless specifically stated, all IP ratings nominated for Interior products are from "below the ceiling".

Dimensions

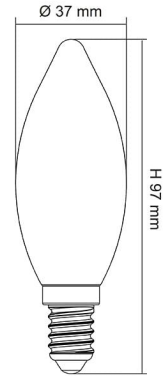
LCA B15



LCA B22



LCA E14



LCA E27

