



EXMOUTH S9523TC - 28/40W

Recessed 28/40 watt LED circular shop light with selectable CCT and power

Application

Ideal for any residential or commercial interior space

Design Specifications

- Selectable CCT 3000K / 4000K / 5500K
- Selectable power 28W/40W
- Durable die-cast aluminium body profile, with white or silver trim
- Remote, non-dimmable LED driver, with flex and plug
- High efficiency LED optics with an opal polycarbonate diffuser
- Do Not Cover rated, double insulated, IP20 surface mount options available 160hm x Ø 240mm (S9523SM/TC/WH)






Performance

- Dimmable - **OPTIONAL**
- Dimmer Type - **Trailing edge, 1-10V, DALI / DSI**



Technical Specification

Product	Model No.	Input Voltage (V/AC)	Multiple Wattage	Lumens (lm)	CCT (K)	Beam Angle (°)
	S9523TC WH	240	28/40	2800/3800	3000/4000/5500	105
	S9523TC SL	240	28/40	2800/3800	3000/4000/5500	105
	S9523SM/TC/WH	240	28/40	2800/3800	3000/4000/5500	105



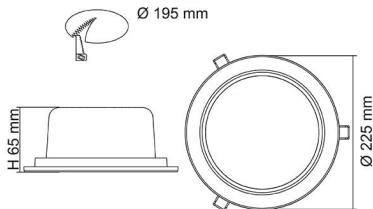
Dimmable	CRI	Body Colour	Cut Out (mm)	Diameter (mm)	Dim (mm)	IPART
OPTIONAL	80	WHITE	195	225	65(H)	YES
OPTIONAL	80	SILVER	195	225	65(H)	YES
OPTIONAL	80	WHITE		240	160(H)	YES

REES
YES
YES
YES

Due to continued product and technology enhancements, data sourced from sal.net.au shall not form part of any contract and or technical performance guarantee unless expressly confirmed in writing by SAL at the time of order. Products are sold in accordance with [SAL Terms and Conditions of sale](#) and all images shown are for illustration purposes only and may vary from the actual colour or finish. Unless specifically stated, all IP ratings nominated for Interior products are from "below the ceiling".

Dimensions

S9523TC



Photometric Data

Unit: cd C0/C180 — C90/C270 —

