

Product datasheet

Specifications



Push button, Harmony 9001K, metal, flush, black, 30mm, spring return, 1NO

9001KR1BH5

Main

Range of product	Harmony 9001K
Product or component type	Push-button
Device short name	9001K
Type of operator	spring return
Operator profile	Black flush, unmarked
Operator additional information	Metal guard

Complementary

Bezel material	Metal
Mounting diameter	30 mm
Shape of signaling unit head	Octagonal
Contacts type and composition	1 NO
Connections - terminals	Screw clamp terminals 1 x 0.22...2 x 1.5 mm ² conforming to IEC 60947-1
Tightening torque	0.8 N.m conforming to IEC 60947-1
Shape of screw head	Cross slotted
Mechanical durability	5000000 cycles
Operating position	Any position
[Ie] rated operational current	3 A at 240 V, AC-15, A600-Q600 conforming to NEMA 0.55 A at 125 V, DC-13, A600-Q600 conforming to NEMA
[Ui] rated insulation voltage	250 V (pollution degree 3) conforming to IEC 60947-1
[Uimp] rated impulse withstand voltage	2.5 kV conforming to IEC 60947-1
Contacts material	Silver alloy contacts
Contact operation	Standard
Positive opening	Without
Short-circuit protection	10 A cartridge fuse conforming to IEC 60947-5-1
[Ith] conventional free air thermal current	10 A
[Icm] rated short-circuit making capacity	12 kA at 600 V AC-15, 7200 VA 15 kA at 480 V AC-15, 7200 VA 30 kA at 240 V AC-15, 7200 VA 60 kA at 120 V AC-15, 7200 VA 0.1 kA at 600 V DC-13 0.27 kA at 250 V DC-13 0.55 kA at 125 V DC-13

Rated breaking capacity	3 kA at 240 V AC-15, 720 VA 6 kA at 120 V AC-15, 720 VA 1.2 kA at 600 V AC-15, 720 VA 1.5 kA at 480 V AC-15, 720 VA 0.1 kA at 600 V DC-13 0.27 kA at 250 V DC-13 0.55 kA at 125 V DC-13
Terminals description ISO n°1	(13-14)NO
CAD overall width	48 mm
CAD overall height	45 mm
CAD overall depth	56 mm
Product weight	0.121 kg
Device presentation	Complete product
Cap/operator or lens colour	Black
Operator profile	Flush
Type of operator	Spring return
Size	30 mm

Environment

Standards	EN/IEC 60947-1 CSA C22.2 No 14 UL 508 JIS C 852 EN/IEC 60947-5-1 JIS C 4520 EN/IEC 60947-5-4
Product certifications	NEMA UL 508
Protective treatment	TC
Ambient air temperature for storage	-40...70 °C
Ambient air temperature for operation	-25...70 °C
Vibration resistance	7 gn (f= 2...500 Hz) conforming to IEC 60068-2-6
Shock resistance	50 gn conforming to IEC 60068-2-27
Electrical shock protection class	Class II conforming to IEC 61140
IP degree of protection	IP66 conforming to IEC 60529
NEMA degree of protection	NEMA 1 NEMA 12 NEMA 13 NEMA 2 NEMA 3 NEMA 3R NEMA 4

Packing Units

Unit Type of Package 1	PCE
Number of Units in Package 1	1
Package 1 Height	9.5 cm
Package 1 Width	5.8 cm
Package 1 Length	5.0 cm
Package 1 Weight	123.0 g

Unit Type of Package 2	S01
Number of Units in Package 2	24
Package 2 Height	15.0 cm
Package 2 Width	15.0 cm
Package 2 Length	40.0 cm
Package 2 Weight	3.128 kg

Contractual warranty

Warranty	18 months
-----------------	-----------

Environmental Data

Schneider Electric aims to achieve Net Zero status by 2050 through supply chain partnerships, lower impact materials, and circularity via our ongoing “Use Better, Use Longer, Use Again” campaign to extend product lifetimes and recyclability.

[How this information helps you >](#)

Use Better

Materials and Substances

Packaging made with recycled cardboard	Yes
Packaging without single use plastic	Yes
EU RoHS Directive	Pro-active compliance (Product out of EU RoHS legal scope)
SCIP Number	Ae0c4eb9-0bfb-40a4-851f-5c619fbe777d
REACH Regulation	REACH Declaration
China RoHS Regulation	China RoHS declaration

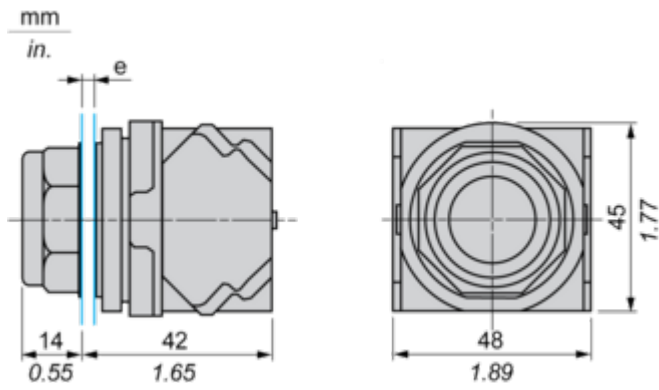
Use Again

Repack and remanufacture

WEEE	 The product must be disposed on European Union markets following specific waste collection and never end up in rubbish bins
Take-back	No

Dimensions Drawings

Dimensions

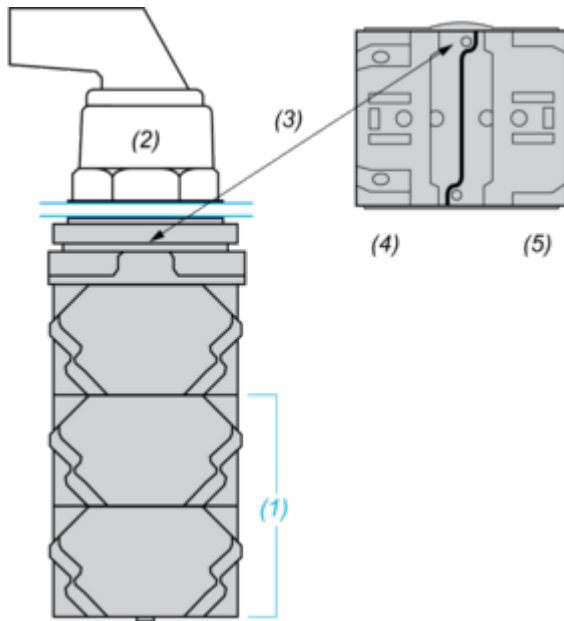


e panel thickness: 1 to 6 mm / 0.04 to 0.24 in.

Mounting and Clearance

Contact Block Mounting Position

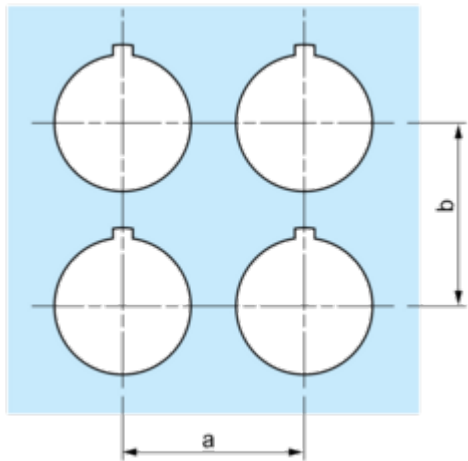
Top and Rear views



- (1) It is possible to mount up to 3 levels of contacts blocks (maximum of 6 contacts blocks)
- (2) Operator
- (3) Locating notch
- (4) Side 1
- (5) Side 2

Panel Cut-Out

Clearance



Legend plate	a min.		b min.	
	mm	in.	mm	in.
9001KN2**	57.2	2.25	44.5	1.75
9001KN3**	57.2	2.25	50.8	2.00

Individual Cut-outs Details

2 alternatives

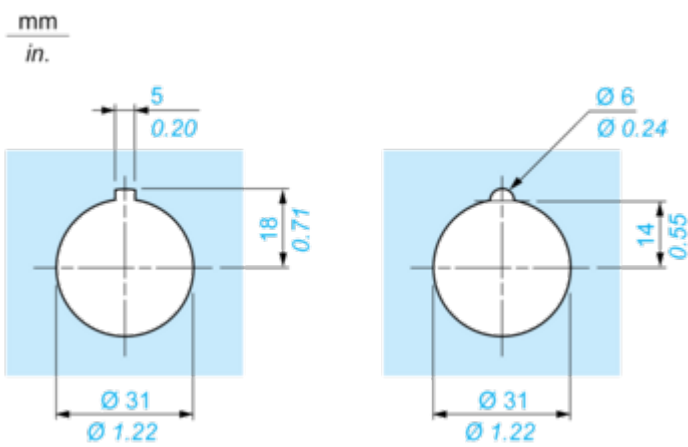


Image of product / Alternate images

Alternative



