



Schneider Electric Easy UPS 1 Phase Online

Family Brochure

For IT professionals in small to medium businesses, Easy UPS Online provides basic power protection in unstable power conditions, ensuring consistent and reliable connectivity at the most critical moments.

Schneider Electric Easy UPS Online is a versatile, high-quality, cost competitive UPS developed to handle a wide voltage range and inconsistent power conditions, delivering the quality millions of IT professionals around the world trust.



www.se.com

Life Is 

Schneider
Electric

Easy UPS 1 Ph Online Features

- Tower Models (standard & extended runtime)
 - Available in 1, 2, 3, 6, 10 KVA
- Rack Models (standard & extended runtime)
 - Standard available in 1, 2, 3, 6, 10 KVA
 - Extended available in 6 & 10 KVA



Extended Runtime Models Available

Add external battery packs to scale runtime from minutes to hours, fulfilling the needs of long runtime applications

ECO Mode / Green Mode

Energy saving mode allows input voltage regulation range to be set/modified through the LCD display

Generator Compatible

Ensures clean, uninterrupted power to the loads during an extended power outage

High Power Factor

More real output power in watts: 0.8 PF for 1, 2 & 3 kVA, unity PF for 6 & 10 kVA

Environmentally Robust

Conformal coated

Intelligent Battery Management

Maximizes battery performance through intelligent precision temperature compensated charging

Overvoltage Cutoff Device Protection

Under special application with high voltage condition, OVCD protection will prevent the damage of UPS components and extend UPS lifespan

Input Power Factor Correction

Minimizes installation costs by enabling the use of smaller generators and cabling

Excellent Power Quality and Performance

True Double Conversion provides tight voltage, frequency regulation and zero transfer time for reactive loads

Wide Input Voltage Range

60% Load: 110-300VAC
(applicable to 6 & 10 kVA models)
Allows for unstable power environments and minimizes transfer to battery

USB Port / Serial Port

Provides management of the UPS via USB/serial communication

Flash Upgradeable Firmware

Allows for field updates of firmware via communication ports

LCD/LED Display

Intuitive interface provides detailed and accurate information about UPS status with ability to configure locally

Power Conditioning

Protects connected loads from surges, spikes, lightning and other power disturbances

Life Is 

Schneider
Electric

Easy UPS 1 Ph Online Additional Features

Built-in Automatic Bypass

Ensures seamless power to the load even in the event of catastrophic UPS failure

Emergency Power Off (EPO)

Immediately remove power to all connected equipment in the event of emergency (applicable to standard & extended runtime 6 & 10 kVA models)

Safety Agency Approved

Tested and approved to work with the connected service provider equipment and within the specified environment

Easy Remote Management

Ability to remotely manage and communicate directly with your UPS using Dry Contact Card, SNMP Card and Modbus Protocol.



Life Is On

Schneider
Electric


Easy UPS Online LCD Display





LCD Display

- 1 On/Off Status LED: indicates power is ON
- 2 On/Off Button: Press to turn UPS On or OFF
- 3 Alert LED: lashes red when UPS has a notification or is steady state when there is a fault
- 4 Mute/ESC button: Mutes alarm and serves as the Escape key when in the sub menus of the display
- 5 Enter Key: Press to enter the display menus and choose an option within the menu
- 6 Up/Down Arrows: Navigate keys through the display menus


LCD Display Icons


 UPS is on utility power
ON LINE

 UPS is on battery
ON BATT

 UPS is in bypass mode
BYPASS

 Replace battery
ON BATT

 An internal fault is detected
ALARM


 Overload- connected load is drawing more than the power rating


 Battery charge
LOW

 Load level
LOAD SENSITIVITY

 Mute: audible alarm disabled

EVENT LOG Event: illuminated when the user is reviewing the event log

 **SEE MANUAL** Alert: UPS has detected error. Please see user's manual for details

 ECO mode: illuminated when the unit provides utility power and power is within configured ranges

Life Is 

Schneider
Electric

Easy UPS Online Management Accessories

Additional solution enhancement options

Dry Contact Card (VGLS9901I)

The UPS management accessory provides two dry contact inputs and one relay output interface to Easy UPS SRV series.

Ideal applications:

- IBM server, personal PC and workstation equipment
- Auto-controlled industrial equipment and communication applications



UPS Dry Contact Card
VGLS9901I

SNMP Card (APVS9601)

SNMP Card provides direct communication with your Schneider Electric Easy UPS and monitors the following:

- UPS status: load, battery charge, voltage
- Battery status: healthy, capacity & runtime
- Shutdown Wizard: remotely shuts down and reboots server



UPS Network Management Card: APVS9601



Modbus Card (SRVSMB001)

Easy Management Modbus Card provides UPS and PV inverter systems with the functionality of communication with PCs.

Features:

- Remotely manage UPS
- Schedule automatic shutdowns
- Customizable actions in case of power problems



SRVSMB001

Easy UPS Online Accessories (Continued)

Additional solution enhancement options

Rail Kits (SRVSRK1, SRVSRK2)

Schneider Electric Easy UPS Rail Kit provides simple rack mount installation, allowing for easy UPS maintenance while minimizing space needed.

SRVSKR1:

- Rail Kit for UPS / Battery Pack (700mm)

SRVSKR2


- Rail Kit for Battery Pack (900mm)



SRVSKR1



SRVSKR2



Life Is On

Schneider
Electric

Technical Specifications

Easy UPS 1 Ph Online Standard Models (Tower)

Model		SRVS1KI	SRVS2KI	SRVS3KI	SRVS6KI	SRVS10KI
Input	Nominal Input Voltage	230Vac				
	Input Connection	IEC C14		IEC C20	Terminal Block	
	Input Frequency	50/60 Hz				
	Input Voltage Range (60% Load)	110 Vac – 285 Vac			110 Vac – 300 Vac ± 3%	
	Input Power Factor (100% Load)	≥ 0.95			≥ 0.99	
Output	Topology	Online				
	Output Power Capacity (Watts)	800 W	1600 W	2400 W	6000 W	10000 W
	Output Power Capacity (VA)	1000 VA	2000 VA	3000 VA	6000 VA	10000 VA
	Output Voltage	220/230/240VAC				
	Frequency (Battery Mode)	50/60Hz +/- 0.5%			50/60Hz +/- 0.1 Hz	
	Waveform Type	Pure Sinewave				
	Output Voltage Regulation	± 1%				
	Transfer Time (AC to DC)	Zero				
	Total Output Connections	IEC 3*C13	IEC 4*C13	IEC 6*C13+1*C19	Terminal Block	
	Efficiency (AC Mode)	88%			94%	
	Current Crest Ratio	3:1				
Battery	Battery Type	12 V / 9 AH X 2	12 V / 9 AH X 4	12 V / 9 AH X 6	12 V / 7 AH x 16	12 V / 9 AH x 16
	Typical Recharge Time	4 hours recover to 90% capacity			3 hours recover to 90% capacity	
Runtime Estimates	Half Load (min)	11			12.2	10
	Full Load (min)	4			4	3
Physical	Dimension, D X W X H (mm)	288 x 145 x 223	400 x 145 x 238	425 x 190 x 336	374 x 190 x 685	447 x 190 x 685
	Weight (kgs)	9.3	16.8	26.8	54	65
Features	LED	✓			✓	✓
	LCD	Load level, Battery level, AC mode, Battery mode, Bypass mode, and Fault indicators				
	EPO	-			✓	✓
	USB Communication Port	✓			✓	✓
	Intelligent Slot	Yes				
	DB-9 RS-232	Supports Windows 2000/2003/XP/Vista/2008/7/8/10				
	Input Breaker	✓			✓	✓
	Battery User Disconnect	✓			✓	✓
Manual Maintenance Bypass	-			✓	✓	
Protection	Surge Energy Rating (Joules)	600 J				
Environment	Humidity	0 to 95% relative humidity, noncondensing				
	Temperature	0° to 40°C at rated load			0° to 40°C at rated load	
	Noise Level	Less than 50dBA			Less than 55dB	Less than 58dB
Conformance	Regulatory Approvals	CE				
	Warranty	2 years				

Technical Specifications

Easy UPS 1 Ph Online Extended Runtime Models (Tower)

Model		SRVS1KIL	SRVS2KIL	SRVS3KIL	SRVS6KIL	SRVS10KIL	
Input	Nominal Input Voltage	230Vac					
	Input Connection	IEC C14	IEC C14	IEC C20	Terminal Block		
	Input Frequency (V)	50Hz / 60 Hz					
	Input Voltage Range (60% Load)	110 Vac – 285 Vac			110 Vac – 300 Vac ± 3%		
	Input Power Factor (100% Load)	≥ 0.95			≥ 0.99		
Output	Topology	Online					
	Output Power Capacity (Watts)	800 W	1600 W	2400 W	6000 W	10000 W	
	Output Power Capacity (VA)	1000 VA	2000 VA	3000 VA	6000 VA	10000 VA	
	Output Voltage	220/230/240VAC					
	Frequency (Battery Mode)	50/60Hz +/- 0.5%			50/60Hz +/- 0.1 Hz		
	Waveform Type	Pure Sinewave					
	Output Voltage Regulation	± 1%					
	Transfer Time (AC to DC)	Zero					
	Total Output Connections	IEC C13*3	IEC C13*4	IEC C13*6 + IEC C19*1	Terminal Block		
	Efficiency (AC Mode)	88%			94%		
	Current Crest Ratio	3:1					
External Battery Pack	Charging Current	4A			1 to 4 A (adjustable)		
	Battery Type	Maintenance-free sealed Lead-Acid battery					
	Part Number	SRVS36BP-9A	SRVS72BP-9A	SRVS72BP-9A	SRVS240BP-9A	SRVS240BP-9A	
Physical	Dimension, D X W X H (mm)	Power Module	288 x 145 x 223	400x 145 x 238	400x 145 x 238	374 x 190 x 336	447x 190 x 336
		Battery Pack	400 x 145 x 238	425 x 190 x 336	425 x 190 x 336	485 x 190 x 368	485 x 190 x 368
	Weight (kgs)	Power Module	4.4	7.1	7.8	13	16.5
		Battery Pack	19.6	38	38	60	60
Features	LED	✓	✓	✓	✓	✓	
	LCD	Load level, Battery level, AC mode, Battery mode, Bypass mode, and Fault indicators					
	EPO	-	-	-	✓	✓	
	USB communication port	✓	✓	✓	✓	✓	
	DB-9 RS-232	Supports Windows 2000/2003/XP/Vista/2008/7/8/10					
	Input Breaker	✓	✓	✓	✓	✓	
	Intelligent Slot	✓	✓	✓	✓	✓	
	Battery user disconnecter	✓	✓	✓	✓	✓	
Manual Maintenance Bypass	-	-	-	✓	✓		
Protection	Surge Energy Rating (Joules)	600 J					
Environment	Humidity	0 to 95% relative humidity, non-condensing					
	Temperature	0° to 40°C at rated load					
	Noise Level	Less than 50dB			Less than 55dB	Less than 58dB	
Conformance	Regulatory Approvals	CE					
	Warranty	2 Years					

Technical Specifications

Easy UPS 1 Ph Online Standard Models (Rack Mount)

Model		SRVS1KRI(RK)	SRVS2KRI(RK)	SRVS3KRI(RK)	SRVS6KRI(RK)	SRVS10KRI(RK)
Input	Nominal Input Voltage	230Vac				
	Input Connection	IEC C14	IEC C14	IEC C20	Terminal Block	
	Input Frequency	50 Hz / 60 Hz				
	Input Voltage Range (60% Load)	110 Vac – 285 Vac			110 Vac – 300 Vac ± 3%	
	Input Power Factor (100% Load)	≥ 0.95			≥ 0.99	
Output	Topology	Online				
	Output Power Capacity (Watts)	800 W	1600 W	2400 W	6000 W	10000 W
	Output Power Capacity (VA)	1000 VA	2000 VA	3000 VA	6000 VA	10000 VA
	Output Voltage	220/230/240VAC				
	Frequency (Battery Mode)	50/60Hz +/- 0.5%			50/60Hz +/- 0.1 Hz	
	Waveform Type	Pure Sinewave				
	Output Voltage Regulation	± 1%				
	Transfer Time (AC to DC)	Zero				
	Total Output Connections	IEC 3*C13	IEC 4*C13	IEC 6*C13+1*C19	Terminal Block	
	Efficiency (AC Mode)	88%			94%	
	Current Crest Ratio	3:1				
Battery	Battery Type	Maintenance-free sealed Lead-Acid battery				
	Typical Recharge Time	4 hours recover to 90% capacity			3 hours recover to 90% capacity	
Runtime Estimates	Half Load (min)	11	12	13	12.2	10
	Full Load (min)	4	4	4	4	3
Physical	Dimension, D X W X H (mm)	312x438x86 (2U)	462x438x86 (2U)	632x438x86 (2U)	UPS:612 x 438 x 88 (2U) BATT:710x 438 x 88 (2U)	UPS:612 x 438 x 88 (2U) BATT:710 x 438 x 88 (2U)
	Weight (kgs)	11	18.2	27.6	UPS:14	UPS:16.5
					BATT:46	BATT:53
Features	LED	✓			✓	✓
	LCD	Load level, Battery level, AC mode, Battery mode, Bypass mode, and Fault indicators				
	EPO	-			✓	✓
	USB Communication Port	✓			✓	✓
	DB-9 RS-232	Supports Windows 2000/2003/XP/Vista/2008/7/8/10				
	Input Breaker	✓			✓	✓
	Battery User Disconnect	✓			✓	✓
	ECO Mode	✓			✓	✓
Protection	Surge Energy Rating (Joules)	600 J				
Environment	Humidity	0 to 95% relative humidity, noncondensing				
	Temperature	0° to 40°C at rated load			0° to 40°C at rated load	
	Noise Level	Less than 50dBA			Less than 55dB	Less than 58dB
Conformance	Regulatory Approvals	CE				
	Warranty	2 years				

Life Is On

Schneider
Electric

Technical Specifications

Easy UPS 1 Ph Online Extended Runtime Models (Rack Mount)

Model		SRVS6KRILRK	SRVS10KRILRK	
Input	Nominal Input Voltage	230Vac		
	Input Connection	Terminal Block		
	Input Frequency	50 Hz / 60 Hz		
	Input Voltage Range (60% Load)	110 Vac – 300 Vac \pm 3%		
	Input Power Factor (100% Load)	\geq 0.99		
Output	Topology	Online		
	Output Power Capacity (Watts)	6000 W	10000 W	
	Output Power Capacity (VA)	6000 VA	10000 VA	
	Output Voltage	220 / 230 / 240 VAC		
	Frequency (Battery Mode)	50/60Hz +/- 0.1 Hz		
	Waveform Type	Pure Sinewave		
	Output Voltage Regulation	\pm 1%		
	Transfer Time (AC to DC)	Zero		
	Total Output Connections	Terminal Block		
	Efficiency (AC Mode)	94%		
	Current Crest Ratio	3:1		
External Battery Pack	Charging Current	1 to 4 A (adjustable)		
	Battery Type	Maintenance-free sealed Lead-Acid battery		
	Part Number	SRVS240RLBP-9A	SRVS240RLBP-9A	
Physical	Dimension, D X W X H (mm)	Power Module	615 x 438 x 86.5 (2U)	615 x 438 x 86.5 (2U)
		Battery Pack	606 x 438 x 131 (3U)	606x 438 x 131 (3U)
	Weight (kgs)	Power Module	14	16
		Battery Pack	63	63
Features	LED	<input checked="" type="checkbox"/>	<input checked="" type="checkbox"/>	
	LCD	Load level, Battery level, AC mode, Battery mode, Bypass mode, and Fault indicators		
	EPO	<input checked="" type="checkbox"/>	<input checked="" type="checkbox"/>	
	USB communication port	<input checked="" type="checkbox"/>	<input checked="" type="checkbox"/>	
	DB-9 RS-232	Supports Windows 2000/2003/XP/Vista/2008/7/8/10		
	Input Breaker	<input checked="" type="checkbox"/>	<input checked="" type="checkbox"/>	
	Intelligent Slot	<input checked="" type="checkbox"/>	<input checked="" type="checkbox"/>	
	Battery user disconnecter	<input checked="" type="checkbox"/>	<input checked="" type="checkbox"/>	
Protection	Surge Energy Rating (Joules)	600J		
Environment	Humidity	0 to 95% relative humidity, non-condensing		
	Temperature	0° to 40°C at rated load		
	Noise Level	Less than 55dB	Less than 58dB	
Conformance	Regulatory Approvals	CE		
	Warranty	2 Years		

Life Is On

Schneider
 **Electric**

132 Fairgrounds Rd
West Kingston, RI 02892
Phone: + 01 (401) 789-5735
www.schneider-electric.com

©2019 Schneider Electric. All Rights Reserved. Schneider Electric | Life Is On, APC, and PowerChute are trademarks and the property of Schneider Electric SE, its subsidiaries, and affiliated companies. All other trademarks are the property of the respective owners.