

Product datasheet

Specifications



dual function relay, Harmony Timer Relays, A, 1 CO, 0.05s to 300h, power on delay, 24...240V AC DC

RE22R1AMR

Main

Range of product	Harmony Timer Relays
Discrete output type	Relay
Product or component type	Modular timing relay
Device short name	RE22
nominal output current	8 A

Complementary

Contacts type and composition	1 C/O timed contact, cadmium free
Time delay type	Power on-delay
Time delay range	3...30 s 30...300 s 10...100 s 0.05...1 s 1...10 s 30...300 h 30...300 min 0.3...3 s 3...30 h 3...30 min
Control type	Rotary knob Diagnostic button
[Us] rated supply voltage	24...240 V AC/DC 50/60 Hz
Release input voltage	≤ 2.4 V
Voltage range	0.85...1.1 Us
Supply frequency	50...60 Hz +/- 5 %
Connections - terminals	Screw terminals, 1 x 0.5...1 x 3.3 mm ² (AWG 20...AWG 12) solid without cable end Screw terminals, 2 x 0.5...2 x 2.5 mm ² (AWG 20...AWG 14) solid without cable end Screw terminals, 1 x 0.2...1 x 2.5 mm ² (AWG 24...AWG 14) flexible with cable end Screw terminals, 2 x 0.2...2 x 1.5 mm ² (AWG 24...AWG 16) flexible with cable end
Tightening torque	0.6...1 N.m conforming to IEC 60947-1
Housing material	Self-extinguishing
Repeat accuracy	+/- 0.5 % conforming to IEC 61812-1
Temperature drift	+/- 0.05 %/°C
Voltage drift	+/- 0.2 %/V
Setting accuracy of time delay	+/- 10 % of full scale at 25 °C conforming to IEC 61812-1
Time delay type	Power on-delay - A- Power on-delay relay Power on-delay - Aw- Power on-delay relay w/ retrigger/restart
Control signal pulse width	100 ms with load in parallel 30 ms

Insulation resistance	100 MOhm at 500 V DC conforming to IEC 60664-1
Recovery time	120 ms on de-energisation
Immunity to microbreaks	10 ms
Power consumption in VA	3 VA at 240 V AC
Power consumption in W	1.5 W at 240 V DC
Switching capacity in VA	2000 VA
Minimum switching current	10 mA at 5 V DC
Maximum switching current	8 A
Maximum switching voltage	250 V AC
Electrical durability	100000 cycles, 8 A at 250 V, AC-1 100000 cycles, 2 A at 24 V, DC-1
Mechanical durability	10000000 cycles
Rated impulse withstand voltage	5 kV for 1.2...50 µs conforming to IEC 60664-1
Power on delay	100 ms
Creepage distance	4 kV/3 conforming to IEC 60664-1
Oversvoltage category	III conforming to IEC 60664-1
Safety reliability data	MTTFd = 308.2 years B10d = 280000
Mounting position	Any position
Mounting support	35 mm DIN rail conforming to IEC 60715
Status LED	LED backlight green (steady) for dial pointer indication LED yellow (steady) for output relay energised LED yellow (fast flashing) for timing in progress and output relay de-energised LED yellow (slow flashing) for timing in progress and output relay energised
Function available	A- Power on-delay relay-1 C/O Aw- Power on-delay relay w/ retrigger/restart-1 C/O
Width	22.5 mm
Product weight	0.1 kg
control type	With test button
Number of functions	2

Environment

Dielectric strength	2.5 kV for 1 mA/1 minute at 50 Hz between relay output and power supply with basic insulation conforming to IEC 61812-1
Standards	UL 508 IEC 61812-1
Directives	2006/95/EC - low voltage directive 2004/108/EC - electromagnetic compatibility
Product certifications	CE UL GL CCC EAC RCM CSA
Ambient air temperature for operation	-20...60 °C
Ambient air temperature for storage	-40...70 °C

IP degree of protection	IP40 housing: conforming to IEC 60529 IP50 front face: conforming to IEC 60529 IP20 terminals: conforming to IEC 60529
Pollution degree	3 conforming to IEC 60664-1
Vibration resistance	20 m/s ² (f= 10...150 Hz) conforming to IEC 60068-2-6
Shock resistance	15 gn not operating for 11 ms conforming to IEC 60068-2-27 5 gn in operation for 11 ms conforming to IEC 60068-2-27
Relative humidity	95 % at 25...55 °C
Electromagnetic compatibility	Fast transients immunity test - test level: 1 kV level 3 (capacitive connecting clip) conforming to IEC 61000-4-4 Surge immunity test - test level: 1 kV level 3 (differential mode) conforming to IEC 61000-4-5 Surge immunity test - test level: 2 kV level 3 (common mode) conforming to IEC 61000-4-5 Electrostatic discharge - test level: 6 kV level 3 (contact discharge) conforming to IEC 61000-4-2 Electrostatic discharge - test level: 8 kV level 3 (air discharge) conforming to IEC 61000-4-2 Radiated radio-frequency electromagnetic field immunity test - test level: 10 V/m level 3 (80 MHz...1 GHz) conforming to IEC 61000-4-3 Conducted RF disturbances - test level: 10 V level 3 (0.15...80 MHz) conforming to IEC 61000-4-6 Fast transient bursts - test level: 2 kV level 3 (direct contact) conforming to IEC 61000-4-4 Immunity to microbreaks and voltage drops - test level: 30 % (500 ms) conforming to IEC 61000-4-11 Immunity to microbreaks and voltage drops - test level: 100 % (20 ms) conforming to IEC 61000-4-11

Packing Units

Unit Type of Package 1	PCE
Number of Units in Package 1	1
Package 1 Height	2.6 cm
Package 1 Width	8.2 cm
Package 1 Length	9.5 cm
Package 1 Weight	92.0 g
Unit Type of Package 2	S02
Number of Units in Package 2	40
Package 2 Height	15.0 cm
Package 2 Width	30.0 cm
Package 2 Length	40.0 cm
Package 2 Weight	4.261 kg
Unit Type of Package 3	P06
Number of Units in Package 3	640
Package 3 Height	75.0 cm
Package 3 Width	60.0 cm
Package 3 Length	80.0 cm
Package 3 Weight	76.676 kg

Environmental Data

Schneider Electric aims to achieve Net Zero status by 2050 through supply chain partnerships, lower impact materials, and circularity via our ongoing “Use Better, Use Longer, Use Again” campaign to extend product lifetimes and recyclability.

[Environmental Data explained >](#)

[How we assess product sustainability >](#)

Environmental footprint

Carbon footprint (kg.eq.CO2 per CR, Total Life cycle) 53

Environmental Disclosure [Product Environmental Profile](#)

Use Better

Materials and Substances

Packaging made with recycled cardboard Yes

Packaging without single use plastic Yes

SCIP Number 7bdc2711-0ad2-427c-8ece-532c5e9f09d7

China RoHS Regulation [China RoHS declaration](#)

Use Again

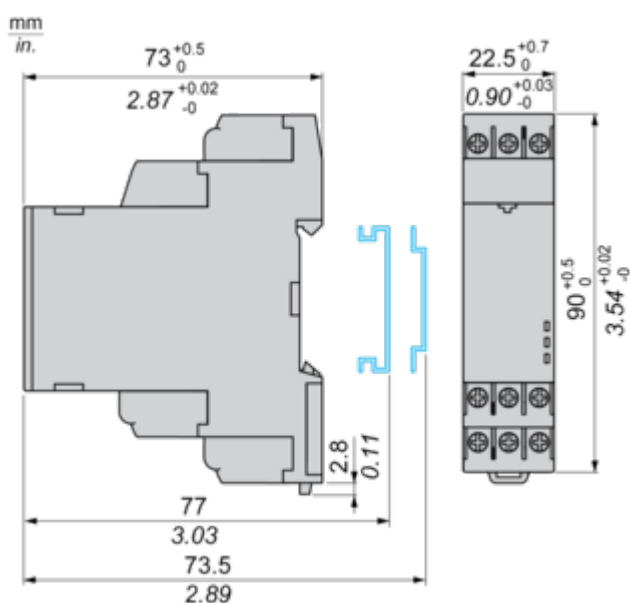
Repack and remanufacture

Circularity Profile [End of Life Information](#)

Take-back No

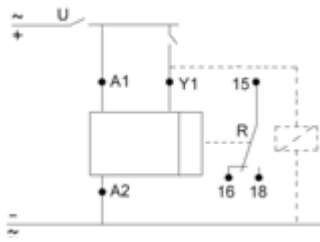
Dimensions Drawings

Dimensions



Connections and Schema

Wiring Diagram



Technical Description

Function A: Power On-Delay

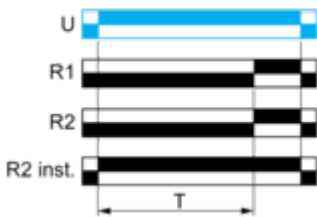
Description

On energisation of power supply, the timing period T starts. After timing, the output(s) R close(s). The second output (R2) can be either timed (when set to "TIMED") or instantaneous (when set to "INST").

Function: 1 Output



Function: 2 Outputs

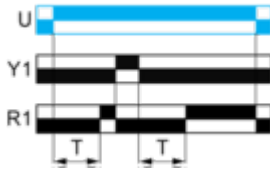


Function Aw : Power On-Delay With Retrigger / Restart Control

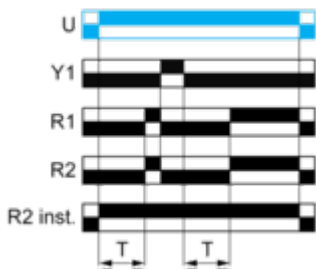
Description

On energisation of power supply, the timing period T starts. At the end of the timing period T, the output(s) R close(s). Energization of Y1 makes the output(s) R open(s). Deenergization of Y1 restarts timing period T. At the end of timing period T, the output(s) R close(s). The second output (R2) can be either timed (when set to "TIMED") or instantaneous (when set to "INST")

Function: 1 Output



Function: 2 Outputs



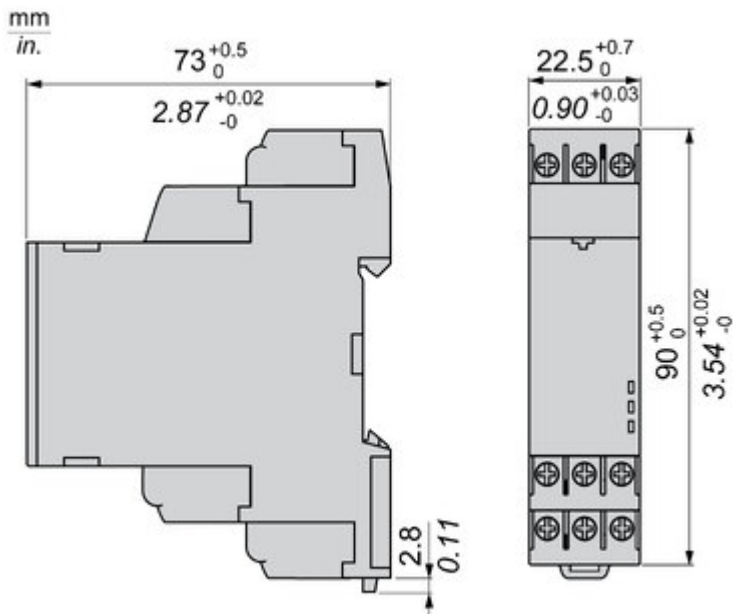
Legend

- Relay de-energised
- Relay energised
- Output open
- Output closed

U -	Supply
T -	Timing period
R1/R2 -	2 timed outputs
R2 inst. -	The second output is instantaneous if the right position is selected
Y1 -	Retrigger / Restart control

Technical Illustration

Dimensions



Offer Marketing Illustration

Product benefits / Features

Technical Benefits

Harmony Timer Relay

choice of screw
ing connection
als for wiring.

duct reference
ing 28 timing
ns, 2 outputs.
wide range of
ply voltage
10 V AC/DC.

id unintended
intervention
ed thanks
: IP50 lead-
ble settings
ction cover.



A Dial-Pointe
indicator that er
ease of operation
environments such
or low-light car

Different mc
style to mee
preferen
DIN rail mou
product w
17.5 mm/U,
22.5 mm/U
Plug in max
with soc

Offer Marketing Illustration

Product benefits / Features

Features

Harmony Timer Relay



 "Diagnostic button" to check downstream circuit immediately, shorten the commission and troubleshooting time

 Compatible with a wide range of applications including machines, buildings, water segments, and HVAC.

 Wide range of time delay for adjustment: from 0.01 s to 999 hrs.

 Compliant with IEC 60255-1 standard, and a wide array of product certifications such as UL, CE, CSA, EAC.

 Unprecedented accuracy, predictive maintenance, and superior security.

Image of product / Alternate images

Alternative

