

# Product datasheet

Specifications



## Modular 3 phase supply Control Relay, Harmony Control Relays, 5A, 2CO, 208...440V AC

RM17TG20

### Main

Range of product	Harmony Control Relays
Relay type	Control relay
Product specific application	For 3-phase supply
Relay name	RM17TG
Relay monitored parameters	Phase sequence Phase failure detection (2 or more phase cut)
Measurement range	208...480 V AC
time delay	Without
Output contacts	2 C/O
Nominal output current	5 A
Contacts type and composition	2 C/O
[Uc] control circuit voltage	208...440 V

### Complementary

[Un] rated nominal voltage	, self-powered
Supply voltage limits	183...484 V AC
Maximum switching voltage	250 V AC 250 V DC
Switching capacity in VA	1250 VA
Minimum switching current	10 mA at 5 V DC
Control circuit voltage limits	- 12 % + 10 % Un
Power consumption in VA	0...22 VA at 400 V AC 50 Hz
Voltage detection threshold	< 100 V AC
Control circuit frequency	50...60 Hz +/- 10 %
Measurement voltage limits	183...484 V AC
delay at power up	650 ms
Voltage range	183...484 V
Response time	<= 130 ms (in the event of a fault)
Insulation resistance	> 500 MOhm at 500 V DC conforming to IEC 60255-5 > 500 MOhm at 500 V DC conforming to IEC 60664-1
[Ui] rated insulation voltage	400 V conforming to IEC 60664-1
Supply frequency	50/60 Hz +/- 10 %
Operating position	Any position without derating

<b>Connections - terminals</b>	Screw terminals, 1 x 0.5...1 x 4 mm <sup>2</sup> (AWG 20...AWG 11) solid without cable end Screw terminals, 2 x 0.5...2 x 2.5 mm <sup>2</sup> (AWG 20...AWG 14) solid without cable end Screw terminals, 1 x 0.2...1 x 2.5 mm <sup>2</sup> (AWG 24...AWG 12) flexible with cable end Screw terminals, 2 x 0.2...2 x 1.5 mm <sup>2</sup> (AWG 24...AWG 16) flexible with cable end
<b>Tightening torque</b>	0.6...1 N.m conforming to IEC 60947-1
<b>Housing material</b>	Self-extinguishing plastic
<b>Local signalling</b>	LED (yellow) for relay ON
<b>Mounting support</b>	35 mm symmetrical DIN rail conforming to IEC 60715
<b>Electrical durability</b>	10000 cycles
<b>Mechanical durability</b>	30000000 cycles
<b>Operating rate</b>	<= 360 operations/hour full load
<b>Utilisation category</b>	AC-12 conforming to IEC 60947-5-1 AC-13 conforming to IEC 60947-5-1 AC-14 conforming to IEC 60947-5-1 AC-15 conforming to IEC 60947-5-1 DC-12 conforming to IEC 60947-5-1 DC-13 conforming to IEC 60947-5-1
<b>Safety reliability data</b>	B10d = 850000 MTTFd = 924.6 years
<b>Width</b>	17.5 mm
<b>Net weight</b>	0.13 kg
<b>Control type</b>	Without test button

## Environment

<b>Electromagnetic compatibility</b>	Emission standard for industrial environments conforming to IEC 61000-6-4 Emission standard for residential, commercial and light-industrial environments conforming to IEC 61000-6-3 Immunity for industrial environments conforming to IEC 61000-6-2
<b>Standards</b>	IEC 60255-1
<b>Product certifications</b>	GOST C-Tick UL CSA GL
<b>Marking</b>	CE
<b>Directives</b>	73/23/EEC - low voltage directive 89/336/EEC - electromagnetic compatibility
<b>Ambient air temperature for storage</b>	-40...70 °C
<b>Ambient air temperature for operation</b>	-20...50 °C
<b>Relative humidity</b>	95 % at 55 °C conforming to IEC 60068-2-30
<b>Vibration resistance</b>	0.35 mm (f= 5...57.6 Hz) conforming to IEC 60068-2-6 1 gn (f= 57.6...150 Hz) conforming to IEC 60255-21-1
<b>Shock resistance</b>	15 gn for 11 ms conforming to IEC 60255-21-1
<b>IP degree of protection</b>	IP20 (terminals) conforming to IEC 60529 IP30 (casing) conforming to IEC 60529
<b>Pollution degree</b>	3 conforming to IEC 60664-1
<b>Overvoltage category</b>	III conforming to IEC 60664-1
<b>Dielectric test voltage</b>	2 kV, 1 min AC 50 Hz
<b>Non-dissipating shock wave</b>	4 kV

## Packing Units

Unit Type of Package 1	PCE
Number of Units in Package 1	1
Package 1 Height	2.300 cm
Package 1 Width	7.800 cm
Package 1 Length	9.700 cm
Package 1 Weight	90.000 g
Unit Type of Package 2	S02
Number of Units in Package 2	48
Package 2 Height	15.000 cm
Package 2 Width	30.000 cm
Package 2 Length	40.000 cm
Package 2 Weight	4.830 kg
Unit Type of Package 3	P06
Number of Units in Package 3	768
Package 3 Height	75.000 cm
Package 3 Width	60.000 cm
Package 3 Length	80.000 cm
Package 3 Weight	87.204 kg

## Contractual warranty

Warranty	18 months
----------	-----------

## Environmental Data

Schneider Electric aims to achieve Net Zero status by 2050 through supply chain partnerships, lower impact materials, and circularity via our ongoing “Use Better, Use Longer, Use Again” campaign to extend product lifetimes and recyclability.

[Environmental Data explained >](#)

[How we assess product sustainability >](#)

### Environmental footprint

Carbon footprint (kg.eq.CO2 per CR, Total Life cycle)	74
---	----

Environmental Disclosure	<a href="#">Product Environmental Profile</a>
--------------------------	---

## Use Better

### Materials and Substances

Packaging made with recycled cardboard	Yes
--	-----

Packaging without single use plastic	Yes
--------------------------------------	-----

EU RoHS Directive	Pro-active compliance (Product out of EU RoHS legal scope)
-------------------	--

SCIP Number	Ba9cbb5b-722a-41d2-b7d0-f60d5f3f104d
-------------	--------------------------------------

REACH Regulation	<a href="#">REACH Declaration</a>
------------------	-----------------------------------

China RoHS Regulation	<a href="#">China RoHS declaration</a>
-----------------------	--

## Use Again

### Repack and remanufacture

Circularity Profile

[End of Life Information](#)

---

Take-back

No

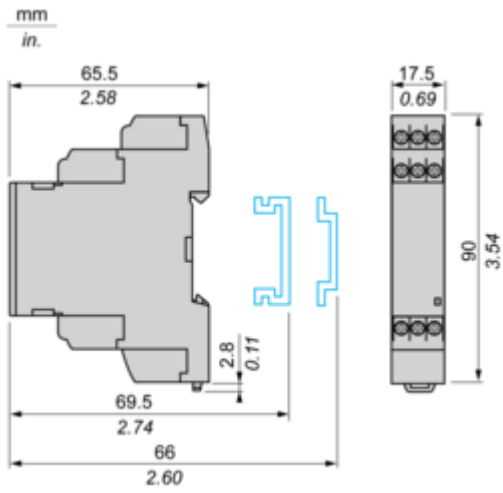
---

Dimensions Drawings

3-Phase Supply Control Relays

---

Dimensions and Mounting

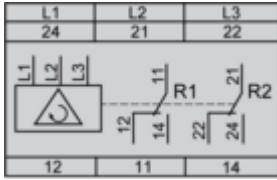


## Connections and Schema

### 3-Phase Supply Control Relays

---

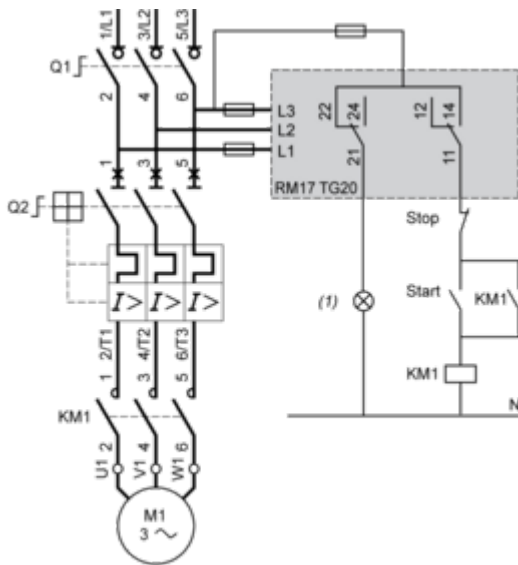
#### Wiring Diagram



Application Scheme

---

Example



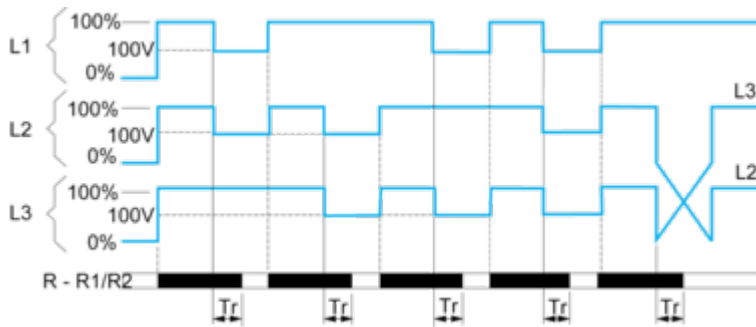
(1) Fault

Technical Description

Function Diagram

---

Phase Sequence Control and Total Loss of Phase Detection



Legend

- $T_r$  Response time on appearance of a fault
- L1, L2, L3 Phases of the supply voltage monitored
- R - R1/R2 Output relay(s).
- Relay status: black color = energized.

Technical Illustration

Dimensions

---

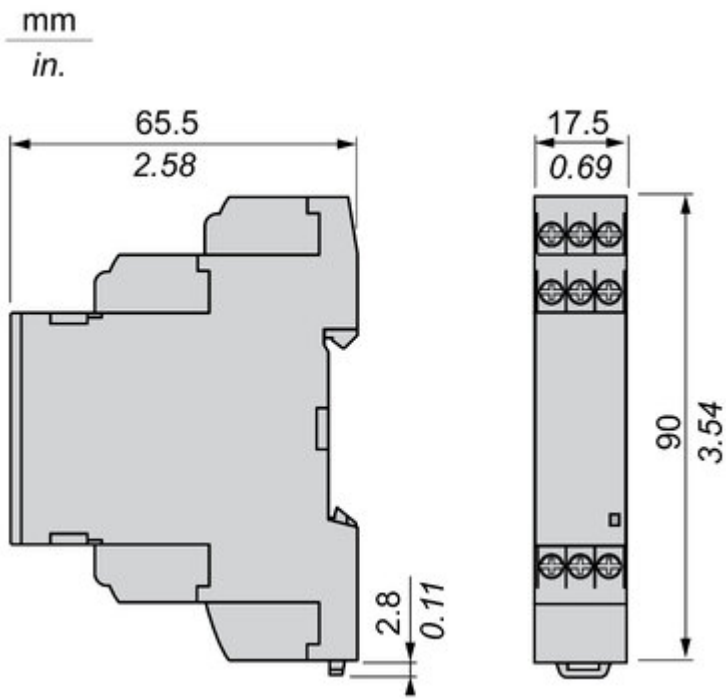


Image of product / Alternate images

Alternative

---





