

Product datasheet

Specifications



Single foot switch, Harmony XPE,
plastic, blue, with cover, trigger
mechanism, 1 step, 1 contact
1NC+NO, IP66

XPEB510

Main

Range of product	Harmony XPE
Product or component type	Foot switch
Material	Plastic
Foot switch type	Single foot switch
Device short name	XPEB
Provided equipment	Cover
Trigger mechanism	With trigger mechanism
Contact operation	1 step
Contacts type and composition	1 NC + 1 NO
Colour	Blue

Complementary

Positive opening	With conforming to IEC 60947-5-1 appendix K
Connections - terminals	Screw clamp terminal, $\leq 1 \times 2.5 \text{ mm}^2$ with or without cable end Screw clamp terminal, $\leq 2 \times 1.5 \text{ mm}^2$ with or without cable end
Mechanical durability	10000000 cycles
[Ie] rated operational current	3 A, 240 V, AC-15, A300 0.27 A, 250 V, DC-13, Q300 conforming to IEC 60947-5-1 appendix A
[Ui] rated insulation voltage	500 V (pollution degree 3) conforming to IEC 60947-1 500 V (pollution degree 3) conforming to NF C 20-040 group C 500 V (pollution degree 3) conforming to VDE 0110 group C 300 V conforming to UL 508 300 V conforming to CSA C22.2 No 14
[Uimp] rated impulse withstand voltage	6 kV conforming to IEC 60947-1
Maximum resistance across terminals	25 MOhm conforming to IEC 60255-7 category 3 25 MOhm conforming to NF C 93-050 method A
Short-circuit protection	10 A cartridge fuse type gG conforming to IEC 60947-5-1 10 A cartridge fuse type gG conforming to VDE 0660-200
Rated operational power in W	10 W DC-13, operating rate $<60 \text{ cyc/mn}$, 5000000 cycles, 24 V, load factor: 0.5 conforming to IEC 60947-5-1 appendix C 4 W DC-13, operating rate $<60 \text{ cyc/mn}$, 5000000 cycles, 120 V, load factor: 0.5 conforming to IEC 60947-5-1 appendix C 7 W DC-13, operating rate $<60 \text{ cyc/mn}$, 5000000 cycles, 48 V, load factor: 0.5 conforming to IEC 60947-5-1 appendix C
Product weight	0.7 kg

Environment

Standards	NF E 09-031
-----------	-------------

Product certifications	CSA UL
Protective treatment	TH
Ambient air temperature for operation	-25...70 °C
Ambient air temperature for storage	-40...70 °C
Vibration resistance	5 gn (f= 10...500 Hz) conforming to IEC 60068-2-6
Shock resistance	30 gn conforming to IEC 60068-2-27
Overvoltage category	Class II conforming to IEC 61140 Class II conforming to NF C 20-030
IP degree of protection	IP66 conforming to IEC 60529

Packing Units

Unit Type of Package 1	PCE
Number of Units in Package 1	1
Package 1 Height	17.000 cm
Package 1 Width	17.200 cm
Package 1 Length	28.500 cm
Package 1 Weight	973.000 g
Unit Type of Package 2	S04
Number of Units in Package 2	6
Package 2 Height	30.000 cm
Package 2 Width	40.000 cm
Package 2 Length	60.000 cm
Package 2 Weight	6.635 kg
Unit Type of Package 3	P06
Number of Units in Package 3	24
Package 3 Height	75.000 cm
Package 3 Width	60.000 cm
Package 3 Length	80.000 cm
Package 3 Weight	38.228 kg

Contractual warranty

Warranty	18 months
-----------------	-----------

Environmental Data

Schneider Electric aims to achieve Net Zero status by 2050 through supply chain partnerships, lower impact materials, and circularity via our ongoing “Use Better, Use Longer, Use Again” campaign to extend product lifetimes and recyclability.

[How this information helps you >](#)

Environmental footprint

[Environmental Disclosure](#)

[Product Environmental Profile](#)

Use Better

Materials and Substances

Packaging made with recycled cardboard **Yes**

Packaging without single use plastic **No**

EU RoHS Directive **Pro-active compliance (Product out of EU RoHS legal scope)**

SCIP Number **Fefa63d8-c17d-48e6-ace1-100ede48e388**

REACH Regulation [REACH Declaration](#)

China RoHS Regulation [China RoHS declaration](#)

Use Again

Repack and remanufacture

Circularity Profile [No need of specific recycling operations](#)

WEEE



The product must be disposed on European Union markets following specific waste collection and never end up in rubbish bins

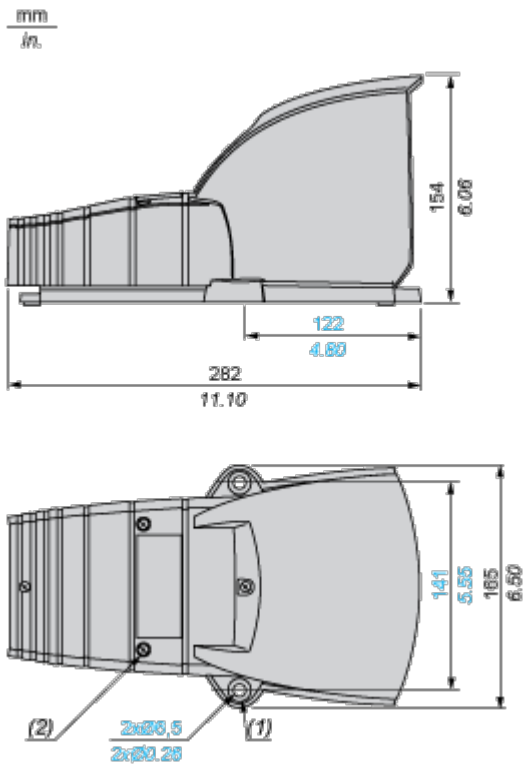
Take-back

No

Dimensions Drawings

Plastic Foot Switch with Protective Cover

Dimensions



- (1) Ø 16 x 4 counterbored hole.
- (2) 4 cover fixing screws: stainless steel. Tightening torque: 1 N.m.

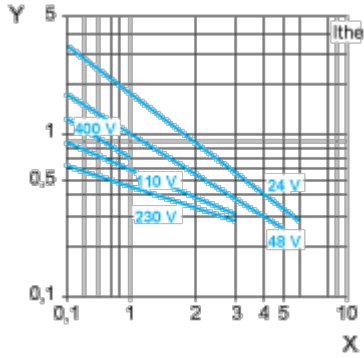
Performance Curves

Electrical Durability of Contacts

AC-15 Utilization Category

Operating rate: 3600 operating cycles/hour. Load factor: 0.5.

Inductive circuit:



X Current in A

Y Millions of operating cycles

DC-13 Utilization Category

Refer to the product characteristic "Operational power in W".

Technical Illustration

Dimensions

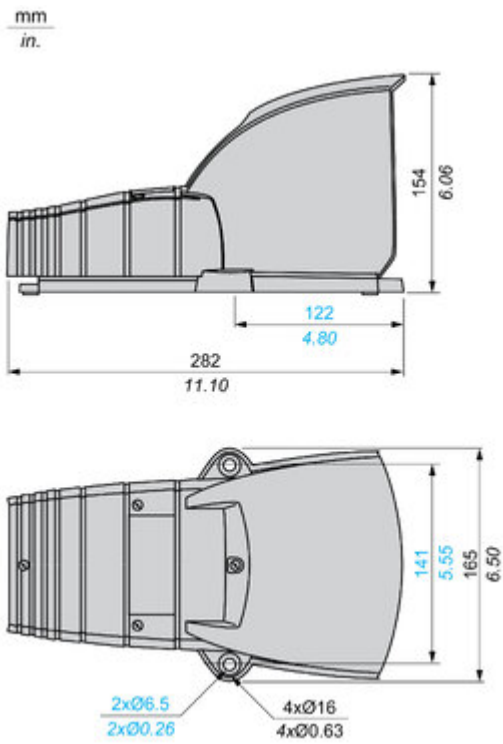


Image of product / Alternate images

Alternative



