



- Flexible: Modular structure and 3 sizes enable customer-specific versions
- Lightweight enclosure made from glass fibre reinforced polyester resin (GRP), suitable for shipping industry and offshore

WebCode **8040B**



With the R. STAHL Series 8040 control device system, you can get a clear overview of the control devices. The 3 combinable design sizes and the modular structure offer flexibility. You can choose from one standard version and customised variants.

Technical Data

Explosion Protection

Scope of validity	IECEX European Union (ATEX)
Application range (zones)	1 2 21 22
IECEX gas certificate	IECEX PTB 06.0025
IECEX gas explosion protection	Ex db eb IIC T6 ... T5 Gb
IECEX dust certificate	IECEX PTB 06.0025
IECEX dust explosion protection	Ex tb IIIC T80 °C / T95 °C Db
ATEX gas certificate	PTB 01 ATEX 1105
ATEX gas explosion protection	⊕ II 2 G Ex db eb IIC T6 ... T5 Gb
ATEX dust certificate	PTB 01 ATEX 1105
ATEX dust explosion protection	⊕ II 2 D Ex tb IIIC T80 °C / T95 °C Db
Certificates	ATEX (PTB), Brazil (ULB), Canada (UL), China (NEPSI), IECEX (PTB), India (PESO), Korea (KGS), Taiwan (ITRI), USA (UL)
Ship approval	DNVGL

Electrical Data

Rated operational voltage AC	550 V
Rated operational current	10 A (T6)

Power dissipation	Vertical installation			
	Maximum surface temperature	Maximum permissible integrated power dissipation depending on the ambient temperature		
		-60 °C ≤ Ta ≤ +50 °C	-60 °C ≤ Ta ≤ +60 °C	-60 °C ≤ Ta ≤ +75 °C
80 °C (T6)	1.1 W ¹⁾	0.8 W ²⁾	-	
95 °C (T5)	1.1 W ¹⁾	1.1 W ¹⁾	0.8 W ²⁾	
100 °C (T4)	1.1 W ¹⁾	1.1 W ¹⁾	0.8 W ²⁾	
	¹⁾ 27 K - Max. temperature rise			
	²⁾ 20 K - Max. temperature rise			
	³⁾ 100 °C - Max. permissible service temperature (material limit)			
	Horizontal installation			
	Maximum surface temperature	Maximum permissible integrated power dissipation depending on the ambient temperature		
		-60 °C ≤ Ta ≤ +50 °C	-60 °C ≤ Ta ≤ +60 °C	-60 °C ≤ Ta ≤ +75 °C
80 °C (T6)	1.1 W ¹⁾	-	-	
95 °C (T5)	1.1 W ¹⁾	1.1 W ¹⁾	-	
100 °C (T4)	1.1 W ¹⁾	1.1 W ¹⁾	0.8 W ²⁾	
	¹⁾ 30 K - Max. temperature rise			
	²⁾ 23 K - Max. temperature rise			
	³⁾ 100 °C - Max. permissible service temperature (material limit)			

Ambient Conditions

Ambient temperature	-60 °C ... +40 °C (T6) -60 °C ... +55 °C (T5)
---------------------	--

Mechanical Data

Degree of protection (IP)	IP66
Degree of protection note	acc. to IEC/EN 60529
Enclosure material	Polyester resin, Glass fibre reinforced
Silicone-free	No
AWG clamping range	AWG14
Connection cross-section max.	2,5 mm ²
Cover fixing type	With captive screws, M4 stainless steel screws
Seal	Silicone, foamed
Weight	0.58 kg
Weight	1.28 lb

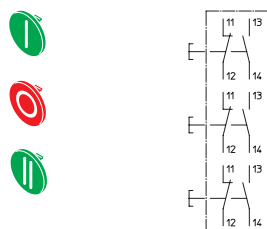
8040/1380X-01L13SA05-01L08SA05-01L15SA05 Art. No. 130861

Mounting / installation	Cable entry
	Standard: 1 x M25 x 1.5; cable glands 8161; side below (D); directly mounted into enclosure wall
	Special: In side C (top) and/or D (bottom); 1 x M20 x 1.5; 1 x M25 x 1.5 Metal cable glands are possible; Mounting of metal cable glands in metal flange or via metal adapter plate
	Flange
	Standard: without flange
	Special: with flange made of polyester resin or brass, can be mounted to sides C and D

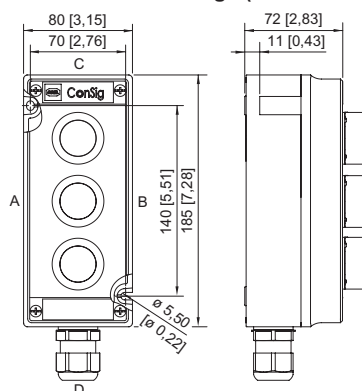
Components

Installation position top	Pushbutton Green - "I"
Built-in element top	Contact element NC/NO
No. poles on top built-in el.	2
Installation position middle	Pushbutton Red - "0"
Built-in element middle	Contact element NC/NO
Number of poles on centre built-in element	2
Installation position bottom	Pushbutton Green - "II"
Built-in element bottom	Contact element NC/NO
No. poles on bot. built-in el.	2
Flange and plates	Without flange, without plates
Cable glands and entries	1 x M25 Ø 7 to 17 mm
Entry type	Standard 8161, moulded material

Technical Drawings – Subject to Alterations



Dimensional Drawings (All Dimensions in mm [inches]) – Subject to Alterations




ConSig 8040/13

8040/1380X-01L13SA05-01L08SA05-01L15SA05 Art. No. 130861




Accessories

Pushbutton BG001




		Art. No.
	Ø 39 mm Black Designation plate: Black, blank disc without text Silicone-free: No	223692

Spare Parts


Label holder

		Art. No.
	Size 1, without insert disc, 1-line label for actuators Ø 39	223566
	Size 2, without insert disc, 1- or 2-line label for actuators Ø 39	223567
	Size 3, without insert disc, 1-, 2- or 3-line label for actuators Ø 39	223568

Locking devices

		Art. No.
	8602C3-753 for not actuated pushbutton BG001	244870
	8602C3-754 for actuated pushbutton BG001	244871
	8602C3-755 for not actuated pushbutton BG001	244872

Special key

		Art. No.
	for tightening plastic locking nut	169101

We reserve the right to make alterations to the technical data, dimensions, weights, designs and products available without notice. The illustrations cannot be considered binding.