

Lampholders and starter holders

26.424.1001

G13 Push on lampholders



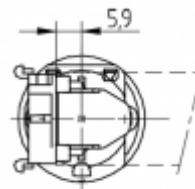
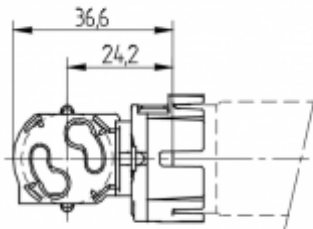
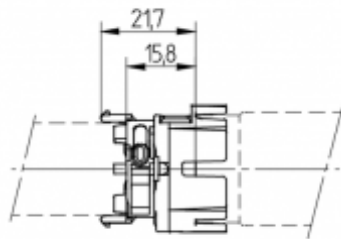
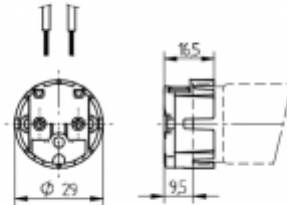
colour	pkg.	wt.	part no.
white	500	4 g	26.424.1001.50

Approval: additional cULus (660W /600V)

Without fixing

Housing: PC

- The electrical connection is made by pushing the lampholder onto the lamp pins. The lamp must be supported by a supplementary component.
- Additional fixing holes for starter holders 26.515.5317 or 26.515.5301.50 at the rear.
- Lamp diameter 26 mm



T 110		
		18 AWG 0.5 - 1.0 mm ²