


A range of service plates are available that can fit into Tamlex service boxes. Plates are manufactured in plastic coated steel (blue) with folded edges to give additional strength. The shallow cavity and screeded service boxes should only be fitted with flush / panel mounted sockets (C2GS) due to the limited depth.



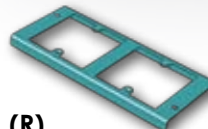

**(X)** DO NOT USE PLATES IN 68mm DEEP BOXES WHEN FITTING POWER ACCESSORIES.





Data and telecom sockets from the RPP Easy Clip range can be fitted into plates marked **(R)** with the use of a DE319 or DE320.

*\* For use in CSB4/SL box only.*







**Power**

			
<b>(X) (R)</b>	<b>(X) (R)</b>	<b>(X) (R)</b>	
Description	Cat. No.	Description	Cat. No.
2 Gang outlet	CPP04/D	1 x 1 Gang outlet	CPP04/1
		2 x 1 Gang outlet	CPP04/2
			Twin switched socket
			Dual earth
			C2GS C2GSSL* C2GS/DE

			
			<b>(X)</b>
Description	Cat. No.	Description	Cat. No.
3 x twin switched sockets	C3GS	2 x unswitched sockets	C2US
		3 x unswitched sockets	C3US
			2 x non standard sockets
			C2USNS

**Voice & Data**

			
Description	Cat. No.	Description	Cat. No.
4 x RJ45 / LJ6C (37 x 22mm)	CPP06 CPP06SL*	6 x RJ45 / LJ6C (37 x 22mm)	CPP06/6
		8 x RJ45 / LJ6C (37 x 22mm)	CPP06/8
			10 x RJ45 / LJ6C (37 x 22mm)
			CPP06/10

**Half Width Service Plates**

			
Description	Cat. No.	Description	Cat. No.
Blank plate	CBP CBPSL*	Accept 25 x 50mm & 50 x 50mm modules	CDE345
		Blank plate	HCBP
			4 x RJ45 / LJ6C (37 x 22mm)
			HCPP01

*For use with CSB4 / CSB4S / CSB4ED & FSB4S boxes only.*

## Service Box Replacement Parts

			
Description	Cat. No.	Description	Cat. No.
Carpet trim 68mm	CST68	Carpet trim 100mm	CST100
		Service box lid	CSL
			Cable flap
			CF

