



### Main

Range of product	Phaseo
Product or component type	Buffer module
Input voltage	24...28.8 V DC
Output voltage	(U <sub>in</sub> -0.25) V in nominal mode DC (U <sub>in</sub> -1) V in buffer mode DC
Maximum output current	40 A
Holding time	0.1 s at 40 A 6 s at 0.5 A

### Complementary

Input voltage limits	22...30 V
Current consumption	<= 40.6 A 0.1 mA , no load 0.6 A , on load
Charging time	< 25 s
Power dissipation in W	< 15 W
Activation threshold	(U <sub>in</sub> -1) V and 22 V min
Number of output channels	1
Residual ripple	<= 200 mV
Output protection type	Against undervoltage , protection technology: tripping if U < 19 V Against overload , protection technology: > 45 A Against short-circuits , protection technology: power-supplied mode, automatic reset
Connections - terminals	Screw type terminals for input connection , connection capacity: 2 x 0.5...2 x 10 mm <sup>2</sup> AWG gauge20...8 Screw type terminals for output connection , connection capacity: 2 x 0.5...2 x 10 mm <sup>2</sup> AWG gauge20...8 Removable screw terminal block for diagnostic relay , connection capacity: 1 x 2.5 mm <sup>2</sup> AWG gauge14
Fixing mode	By clips on 35 mm symmetrical DIN rail , operating position: horizontal By clips on 35 mm symmetrical DIN rail , operating position: vertical
Output coupling	Parallel
Name of test	Electrostatic discharges conforming to EN/IEC 61000-4-2 Emission conforming to EN 61000-6-3 Induced electromagnetic field conforming to EN/IEC 61000-4-6 level 3 Radiated electromagnetic field conforming to EN/IEC 61000-4-3 level 3 Rapid transient conforming to IEC 61000-4-4 level 3 Surge conforming to EN/IEC 61000-4-5 level 2 Conducted/Radiated emissions conforming to EN 55022 Class B , 20 % derating factor
Local signalling	1 LED green , function: buffer ready 1 relay , function: buffer ready
Product weight	1.2 kg

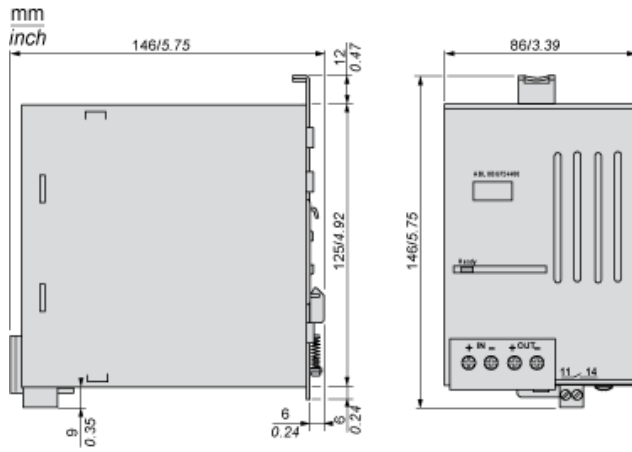
### Environment

IP degree of protection	IP10 conforming to EN/IEC 60529
Ambient air temperature for operation	-25...60 °C
Ambient air temperature for storage	-40...85 °C
Relative humidity	0...90 % during operation 0...95 % during storage
Class of protection against electric shock	Class II conforming to VDE 0106-1

Vibration resistance	3.5 mm (f = 3...11.9 Hz) conforming to EN/IEC 61131-2 2 gn (f = 11.9...150 Hz) conforming to EN/IEC 61131-2
Dielectric strength	500 V between input and ground 500 V between output and ground
Product certifications	CCSAus UL
Environmental characteristic	EMC conforming to EN 61000-6-3 EMC conforming to EN/IEC 61000-6-2 Safety conforming to EN/IEC 60950-1 Safety conforming to EN/IEC 61204-3

24...28.8 Vdc/40 A Power Supply Buffer Module

Dimensions

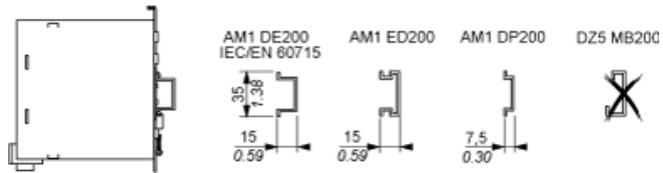


---

24...28.8 Vdc/40 A Power Supply Buffer Module

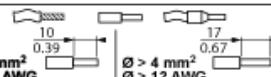

---

Mounting



Wiring Requirements

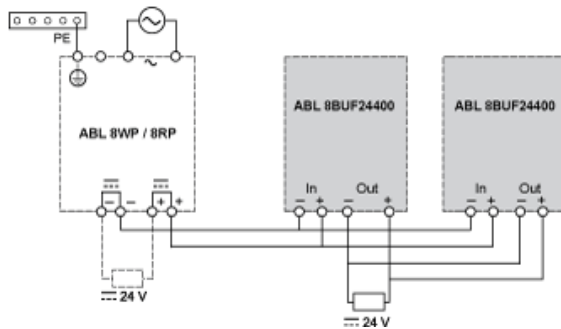
Cable Types and Wire Sizes

mm /In		ABL	8RPS24030	8RPS24050 8RPS24100	8RPM24200 8WPS24200/24400
$\varnothing \leq 4 \text{ mm}^2$ $\varnothing \leq 12 \text{ AWG}$					
+ In -	mm <sup>2</sup> /AWG		1...4 / 16...12		
+ Out -	mm <sup>2</sup> /AWG		1...4 / 16...12	4...10 / 12...6	
	mm/In		4 / 0.16		
11...14	mm <sup>2</sup> /AWG		-	0,2...2,5 / 24...14	

Paralleling Power Supply Buffer Modules

Wiring Diagram

Two outputs of buffer modules at maximum can be connected in parallel.



Supply by R/C (NMTR2, NMTR8), (E164867), Model ABL8 series.