



Main

Range	TeSys
Product name	TeSys K
Product or component type	Reversing contactor
Device short name	LC2K
Device application	Control
Contactor application	Resistive load Motor control
Utilisation category	AC-3 AC-4 AC-1
Device presentation	Preassembled with reversing power busbar
Poles description	3P
Pole contact composition	3 NO
[Ue] rated operational voltage	Power circuit: 690 V AC 50/60 Hz Signalling circuit: <= 690 V AC 50/60 Hz
[Ie] rated operational current	20 A (at <50 °C) at <= 440 V AC AC-1 for power circuit 16 A (at <70 °C) at 690 V AC AC-1 for power circuit 9 A at <= 440 V AC AC-3 for power circuit
Motor power kW	2.2 KW at 220...230 V AC 50/60 Hz 4 KW at 380...415 V AC 50/60 Hz 4 KW at 440 V AC 50/60 Hz 4 KW at 480 V AC 50/60 Hz 4 KW at 500...600 V AC 50/60 Hz 4 KW at 660...690 V AC 50/60 Hz
Control circuit type	AC at 50/60 Hz
[Uc] control circuit voltage	230...240 V AC 50/60 Hz
Auxiliary contact composition	1 NC
[Uimp] rated impulse withstand voltage	8 KV
Overvoltage category	III
[Ith] conventional free air thermal current	20 A (at 50 °C) for power circuit 10 A (at 50 °C) for signalling circuit
Irms rated making capacity	110 A AC for power circuit conforming to NF C 63-110 110 A AC for power circuit conforming to IEC 60947 110 A AC for signalling circuit conforming to IEC 60947

Rated breaking capacity	110 A at 415 V conforming to IEC 60947 110 A at 440 V conforming to IEC 60947 80 A at 500 V conforming to IEC 60947 110 A at 220...230 V conforming to IEC 60947 110 A at 380...400 V conforming to IEC 60947 70 A at 660...690 V conforming to IEC 60947
[Icw] rated short-time withstand current	90 A 50 °C - 1 s for power circuit 85 A 50 °C - 5 s for power circuit 80 A 50 °C - 10 s for power circuit 60 A 50 °C - 30 s for power circuit 45 A 50 °C - 1 min for power circuit 40 A 50 °C - 3 min for power circuit 80 A - 1 s for signalling circuit 90 A - 500 ms for signalling circuit 110 A - 100 ms for signalling circuit 20 A 50 °C - >= 15 min for power circuit
Associated fuse rating	25 A gG at <= 440 V for power circuit 25 A aM for power circuit 10 A gG for signalling circuit conforming to IEC 60947 10 A gG for signalling circuit conforming to VDE 0660
Average impedance	3 MOhm - lth 20 A 50 Hz for power circuit
[Ui] rated insulation voltage	Power circuit: 600 V conforming to UL 508 Power circuit: 690 V conforming to IEC 60947-4-1 Signalling circuit: 690 V conforming to IEC 60947-4-1 Signalling circuit: 690 V conforming to IEC 60947-5-1 Signalling circuit: 600 V conforming to UL 508 Power circuit: 600 V conforming to CSA C22.2 No 14 Signalling circuit: 600 V conforming to CSA C22.2 No 14
Electrical durability	0.18 Mcycles 20 A AC-1 at Ue <= 440 V 1.3 Mcycles 9 A AC-3 at Ue <= 440 V
Interlocking type	Mechanical
Mounting support	Rail Plate
Standards	NF C 63-110 IEC 60947 VDE 0660 BS 5424
Product certifications	UL CSA UKCA
Connections - terminals	Screw clamp terminals 1 cable(s) 1.5...4 mm ² solid Screw clamp terminals 1 cable(s) 0.75...4 mm ² flexible without cable end Screw clamp terminals 1 cable(s) 0.34...2.5 mm ² flexible with cable end Screw clamp terminals 2 cable(s) 1.5...4 mm ² solid Screw clamp terminals 2 cable(s) 0.75...4 mm ² flexible without cable end Screw clamp terminals 2 cable(s) 0.34...1.5 mm ² flexible with cable end
Tightening torque	1.3 N.M - on screw clamp terminals - with screwdriver Philips No 2 1.3 N.M - on screw clamp terminals - with screwdriver flat Ø 6 mm 1.3 N.M - on screw clamp terminals - with screwdriver pozidriv No 2
Operating time	10...20 ms coil energisation and NO closing 10...20 ms coil de-energisation and NO opening
Safety reliability level	B10d = 1369863 cycles contactor with nominal load conforming- to EN/ISO 13849-1 B10d = 20000000 cycles contactor with mechanical load conforming- to EN/ISO 13849-1
Mechanical durability	5 Mcycles
Maximum operating rate	3600 Cyc/H

Complementary

Control circuit voltage limits	Operational: 0.8...1.15 U _c (at <50 °C) Drop-out: 0.2...0.75 U _c (at <50 °C)
Inrush power in VA	30 VA (at 20 °C)
Hold-in power consumption in VA	4.5 VA (at 20 °C)
Heat dissipation	1.3 W
Auxiliary contacts type	Type instantaneous 1 NC
Signalling circuit frequency	<= 400 Hz
Minimum switching current	5 MA for signalling circuit
Minimum switching voltage	17 V for signalling circuit

Non overlap distance	0.5 Mm
Insulation resistance	> 10 MOhm for signalling circuit






Environment

IP degree of protection	IP20 conforming to VDE 0106
Protective treatment	TC conforming to IEC 60068 TC conforming to DIN 50016
Ambient air temperature for operation	-25...50 °C
Ambient air temperature for storage	-50...80 °C
Operating altitude	2000 m without derating
Flame retardance	V1 conforming to UL 94 Requirement 2 conforming to NF F 16-101 Requirement 2 conforming to NF F 16-102
Mechanical robustness	Shocks contactor closed, on X axis: 10 Gn for 11 ms conforming- to IEC 60068-2-27 Shocks contactor closed, on Y axis: 15 Gn for 11 ms conforming- to IEC 60068-2-27 Shocks contactor closed, on Z axis: 15 Gn for 11 ms conforming- to IEC 60068-2-27 Shocks contactor opened, on X axis: 6 Gn for 11 ms conforming- to IEC 60068-2-27 Shocks contactor opened, on Y axis: 10 Gn for 11 ms conforming- to IEC 60068-2-27 Shocks contactor opened, on Z axis: 10 Gn for 11 ms conforming- to IEC 60068-2-27 Vibrations contactor closed: 4 Gn, 5...300 Hz conforming to IEC 60068-2-6 Vibrations contactor opened: 2 Gn, 5...300 Hz conforming to IEC 60068-2-6
Height	58 Mm
Width	90 Mm
Depth	57 Mm
Net weight	0.39 Kg

Packing Units

Unit Type of Package 1	PCE
Number of Units in Package 1	1
Package 1 Weight	367.0 G
Package 1 Height	6.5 Cm
Package 1 width	9.2 Cm
Package 1 Length	6.0 Cm
Unit Type of Package 2	S02
Number of Units in Package 2	25
Package 2 Weight	9.501 Kg
Package 2 Height	15.0 Cm
Package 2 width	30.0 Cm
Package 2 Length	40.0 Cm

Offer Sustainability

Sustainable offer status	Green Premium product
REACH Regulation	 REACH Declaration
REACH free of SVHC	Yes
EU RoHS Directive	Compliant  EU RoHS Declaration
Toxic heavy metal free	Yes
Mercury free	Yes
RoHS exemption information	 Yes
China RoHS Regulation	 China RoHS Declaration
Environmental Disclosure	 Product Environmental Profile

Circularity Profile

 [End Of Life Information](#)

WEEE

The product must be disposed on European Union markets following specific waste collection and never end up in rubbish bins

Contractual warranty

Warranty

18 months

Product Life Status :	Commercialised
-----------------------	-----------------------