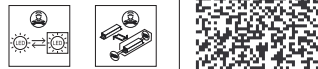
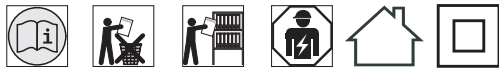
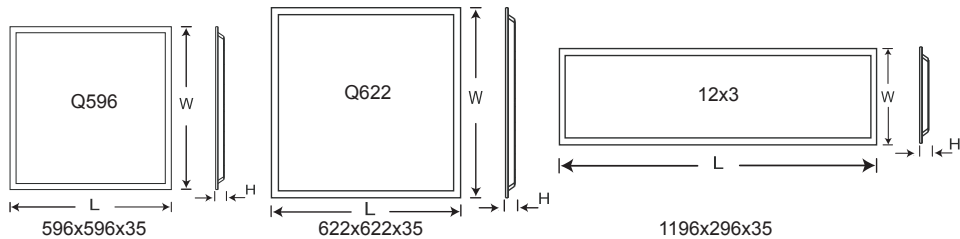


Code	Description	Input	PF	EEC LS	Operating temperature	Safety wire
96700003	ANNA VARIOFLEX2 12x3 4400 830/35/40	AC 220-240V 50/60Hz	≥0.9	D	-20~40°C	✓
96700006	ANNA VARIOFLEX2 12x3 4400 830/35/40 DAL	AC 220-240V 50/60Hz DC 180-280V	≥0.9	D	-20~40°C	✓
96700001	ANNA VARIOFLEX2 Q596 4400 830/35/40	AC 220-240V 50/60Hz	≥0.9	D	-20~40°C	✓
96700004	ANNA VARIOFLEX2 Q596 4400 830/35/40 DAL	AC 220-240V 50/60Hz DC 180-280V	≥0.9	D	-20~40°C	✓
96700002	ANNA VARIOFLEX2 Q622 4400 830/35/40	AC 220-240V 50/60Hz	≥0.9	D	-20~40°C	
96700005	ANNA VARIOFLEX2 Q622 4400 830/35/40 DAL	AC 220-240V 50/60Hz DC 180-280V	≥0.9	D	-20~40°C	
96700007	ANNA VARIOFLEX2 RECESSED SPRINGS					
96634428	JUST E3 PLUG&PLAY KIT SELFTEST LIFEPO4	AC 220-240V 50/60Hz				
96635766	JUST E3 PLUG&PLAY KIT MANUALTEST LIFEPO4	AC 220-240V 50/60Hz				

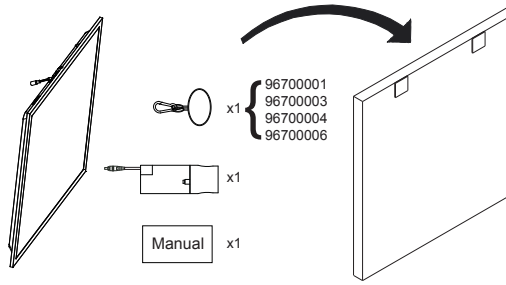


- (EN) Mounting instructions
- (DE) Montageanleitung
- (FR) Notice de montage
- (IT) Istruzioni di montaggio
- (ES) Instrucciones de montaje
- (NL) Montagehandleiding
- (SV) Installationsanvisning
- (FI) Asennusohje
- (RU) Инструкция по монтажу
- (PL) Instrukcja montażu
- (ZH) 安装说明
- (AR) تعليمات التركيب

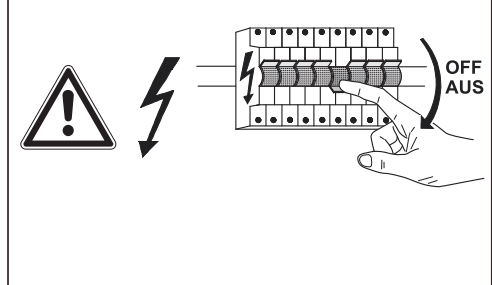
1 Product Dimension (mm)



2 Packaging Details

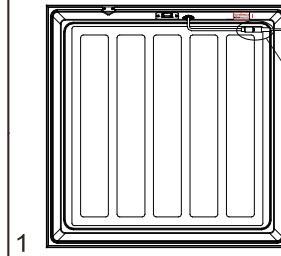


3



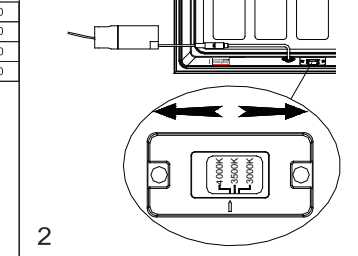
4 Wiring Mode

ON/OFF

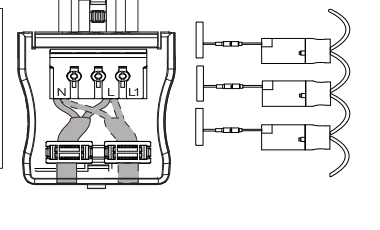
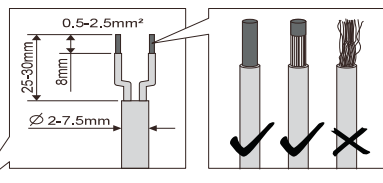
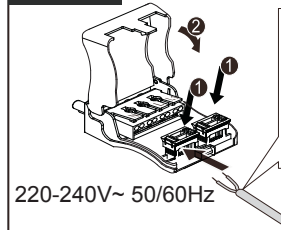


DIP SWITCH	Switching selection sheet	
	Power	Im Output
MIN 1 2 MAX	MIN 24W	3000
	1 30W	3750
	2 33W	4000
DEFAULT MAX	36W	4400

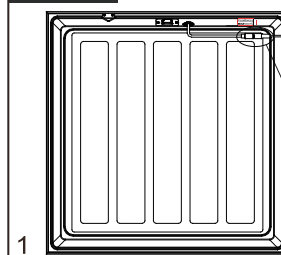
ON/OFF



ON/OFF



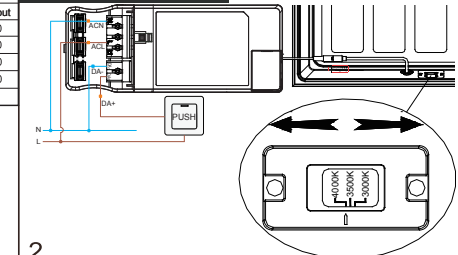
DALI



DIP SWITCH	Switching selection sheet	
	No. 1 to No.4 channel	Switch Output current
ON OFF	1 2 3 Power	Im Output
	- - - 24W	3000
	ON - - 30W	3750
	ON ON - 33W	4000
DEFAULT	ON ON ON 36W	4400

DALI 100% = Switch output

DALI PUSH DIM



DALI

