Data Sheet | Item Number: 221-423

Splicing connector with levers Green Range; for all conductor types; max. 4 mm²; 3-conductor; transparent housing; Surrounding air temperature: max 85°C (T85); 4,00 mm²; transparent

https://www.wago.com/221-423



Color: ☐ transparent





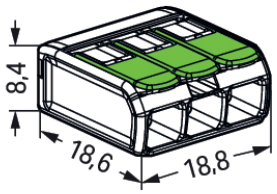
8,4
18,6
18,8

Your Benefits:
- Plastics made partially from post-consumer recycled material (such as recycled PET bottles) and bio-based recyclables from industrial and household use
- Reduced consumption of fossil resources
- Ease of use – pull the lever up, insert a conductor and push the lever back down
- Available as 2-, 3- and 5-wire connectors
- Easily terminate conductors from 0.14 to 4 mm²
- Connect solid, stranded and fine-stranded conductors
- Time savings for installers and device manufacturers
- Quickly install devices with higher power consumption
- Safely install long cable runs with larger conductor cross sections
- Mounting carrier for installation conforms to standards
- Custom carriers are possible

Notes

Safety information	in grounded power lines

 Continued on next page

Electrical data

Ratings per	EN 60664		
Overvoltage category	III	III	II
Pollution degree	3	2	2
Nominal voltage	-	-	450 V
Rated surge voltage	-	-	4 kV
Rated current	-	-	32 A

Approvals per	UL 486C		
Use group	B	C	D
Rated voltage	-	600 V	-
Rated current	-	20 A	-

Connection data

Connection points	3
Total number of potentials	1

Connection 1	
Connection technology	CAGE CLAMP®
Actuation type	Lever
Connectable conductor materials	Copper
Nominal cross-section	4 mm² / 12 AWG
Solid conductor	0.2 … 4 mm² / 24 … 12 AWG
Stranded conductor	0.2 … 4 mm² / 24 … 12 AWG
Fine-stranded conductor	0.14 … 4 mm² / 24 … 12 AWG
Strip length	11 mm / 0.43 inches
Wiring direction	Side-entry wiring

Physical data

Width	18.8 mm / 0.74 inches
Height	8.6 mm / 0.327 inches
Depth	18.8 mm / 0.732 inches

Material data

Note (material data)	Information on material specifications can be found here
Color	transparent
Insulation material	Polycarbonate (PC)
Flammability class per UL94	V2
Fire load	0.075 MJ
Actuator color	green
Weight	2.5 g

Environmental requirements

Ambient temperature (operation)	+85 °C
Continuous operating temperature	105 °C
Temperature marking per EN 60998	T85

 Continued on next page

Commercial data

PU (SPU)	500 (50) pcs
Country of origin	DE
GTIN	4066966345438
Customs tariff number	85369010000

Environmental Product Compliance

RoHS Compliance Status	Compliant,No Exemption

Approvals / Certificates

General approvals

Approval	Standard	Certificate Name
CCA DEKRA Certification B.V.	EN 60998	NTR NL-7990
cULus_Listed_667F Underwriters Laboratories Inc.	UL 486C	UL-CA-L69654
ENEC 05 DEKRA Certification B.V.	EN 60669	71-127529

Declarations of conformity and manufacturer's declarations

Approval	Standard	Certificate Name
EU-Declaration of Conformity WAGO GmbH & Co. KG	-	-

Downloads

Environmental Product Compliance

Compliance Search

Environmental Product Compliance 221-423

1 Compatible Products

1.1 Optional Accessories

1.1.1 General accessories

1.1.1.1 Empty housings

Item No.: 207-4301
Junction box; Branch; for multicore cables; 221 Series; max. 4 mm² connectors; without splicing connectors; white

 Continued on next page

1.1.1.2 Moisture protection

Item No.: 207-1331
Gelbox; Branch; for cables; with gel; 221, 2x73 Series; max. 4 mm² connectors; without splicing connectors; Size 1; gray

Item No.: 207-1333
Gelbox; Branch; for cables; with gel; 221, 2x73 Series; max. 4 mm² connectors; without splicing connectors; Size 3; gray

1.1.2 Jumper

1.1.2.1 Jumper

Item No.: 221-941/000-006
Jumper; for conductor entry; 2-way; insulated; blue

Item No.: 221-942/000-006
Jumper; for conductor entry; 2-way; insulated; blue

Item No.: 221-941
Jumper; for conductor entry; 2-way; insulated; dark gray

Item No.: 221-942
Jumper; for conductor entry; 2-way; insulated; dark gray

1.1.3 Mounting adapter

1.1.3.1 Mounting accessories

Item No.: 221-500/000-006
Mounting carrier; 221 Series - 4 mm²; for DIN-35 rail mounting/screw mounting; blue

Item No.: 221-500/000-053
Mounting carrier; 221 Series - 4 mm²; for DIN-35 rail mounting/screw mounting; dark gray-yellow

Item No.: 221-500
Mounting carrier; 221 Series - 4 mm²; for DIN-35 rail mounting/screw mounting; orange

Item No.: 221-503/000-004
Mounting carrier; for 3-conductor terminal blocks; 221 Series - 4 mm²; for screw mounting; black

Item No.: 221-503
Mounting carrier; for 3-conductor terminal blocks; 221 Series - 4 mm²; for screw mounting; white

Item No.: 221-513/000-004
Mounting carrier; for 3-conductor terminal blocks; 221 Series - 4 mm²; with snap-in mounting foot for horizontal mounting; black

Item No.: 221-513
Mounting carrier; for 3-conductor terminal blocks; 221 Series - 4 mm²; with snap-in mounting foot for horizontal mounting; white

Item No.: 221-523/000-004
Mounting carrier; for 3-conductor terminal blocks; 221 Series - 4 mm²; with snap-in mounting foot for vertical mounting; black

Item No.: 221-523
Mounting carrier; for 3-conductor terminal blocks; 221 Series - 4 mm²; with snap-in mounting foot for vertical mounting; white

Installation Notes

Conductor termination

Strip conductor to 11 mm



Termination: Lift the lever to open the clamping unit and insert a stripped conductor



Then lower the lever to close the clamp

 Continued on next page

Testing

Testing via test slots

Application



Wiring in the distribution box