


Data sheet | Item number: 231-671

Insulation stop; 0.25 - 0.5 mm²; light gray

www.wago.com/231-671



Subject to changes. Please also observe the further product documentation!

WAGO GmbH & Co. KG
Hansastr. 27
32423 Minden
Phone: +49571 887-0 | Fax: +49571 887-169
Email: info.de@wago.com | Web: www.wago.com

Do you have any questions about our products?
We are always happy to take your call at +49 (571) 887-44222.

Data

Physical data

Pin spacing	5/5.08 mm / 0.197/0.2 inch
-------------	----------------------------

Mechanical data

Number of items per strip	5
Suitable	for male and female connectors with CAGE CLAMP® or Push-in CAGE CLAMP® connection

Material data


Note on material data	Information on material data can be found here
Color	light gray
Fire load	0.007 MJ
Weight	0.2 g

Commercial data

Product Group	3 (Multi Conn. System)
PU (SPU)	200 (25) Stück
Packaging type	box
Country of origin	DE
GTIN	4017332121170
Customs tariff number	39269097900

Approvals / Certificates

Country specific Approvals

Logo	Approval	Additional Approval Text	Certificate name
	CSA DEKRA Certification B.V.	C22.2	1466354

Ship Approvals

Logo	Approval	Additional Approval Text	Certificate name
	LR	IEC 61984	96/20035

Subject to changes. Please also observe the further product documentation!



Downloads

Documentation

Additional Information

Technical Section	2019 Apr 3	pdf	Download
Technical explanations		2.0 MB	

Environmental Product Compliance


Compliance Search

Environmental Product Compliance 231-671	URL	Download
Insulation stop; 0.25 - 0.5 mm ² ; light gray		

Installation Notes

Installation

Subject to changes. Please also observe the further product documentation!



The problem: Wiring programmable logic controllers and microprocessor-operated control circuits often relies on very small, fine-

stranded conductors. These conductors are highly flexible and deform when pushed against the conductor stop in terminal blocks. As a result, the conductor insulation – not the copper conductor – may be clamped, causing intermittent contact or no contact at all. Common to all terminal block types currently offered, this problem creates unnecessary downtime for troubleshooting. Insulation stops for connectors reliably ensure proper termination. Insulation stops automatically bundle the cores of fine-stranded conductors when inserted into the clamping unit, preventing splaying. This also limits the conductor entry to a defined cross sectional area – ensuring the actual conductor, not the insulation, will enter the clamping unit.

Insulation stops are available as dividable 5-pole strips for MCS MIDI Male and Female Connectors. Insulation stop usage will not affect the conductor strip lengths

for the aforementioned terminal strips.

Insulation stops are not suitable for panel-mount female connectors.

Subject to changes. Please also observe the further product documentation!