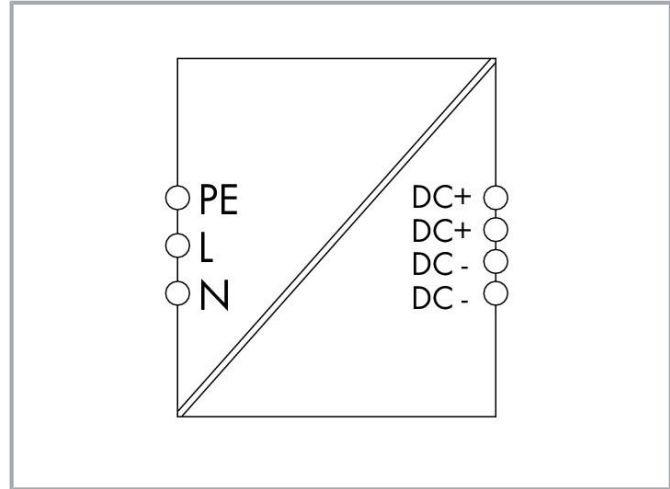


Data sheet | Item number: 787-1212

Switched-mode power supply; Compact; 1-phase; 24 VDC output voltage;
2.5 A output current; DC-OK LED




www.wago.com/787-1212



Subject to changes. Please also observe the further product documentation!

WAGO GmbH & Co. KG
Hansastr. 27
32423 Minden
Phone: +49571 887-0 | Fax: +49571 887-169
Email: info.de@wago.com | Web: www.wago.com

Do you have any questions about our products?
We are always happy to take your call at +49 (571) 887-44222.



Item description

Features:

- Switched-mode power supply
- Stepped profile for installation in standard distribution boards
- Removable front panel and screw mounts for alternative installation in distribution boxes or devices
- Pluggable *picoMAX*[®] Connection Technology (tool-free)
- Suitable for both parallel and series operation
- Electrically isolated output voltage (SELV) per EN 60335-1 and UL 60950-1; PELV per EN 60204

Subject to changes. Please also observe the further product documentation!

Data

Technical data

Input

Phases	1
Nominal input voltage $U_{i\text{nom}}$	1 x AC 100 ... 240 V
Input voltage range	1 x AC 85 ... 264 V; DC 125 ... 375 V
Input voltage derating	-2 %/V (< 100 VAC); -1.33 %/V (< 140 VDC)
Nominal mains frequency range	47 ... 63 Hz; 0 Hz
Input current I_i	≤ 1.5 A
Discharge current	≤ 0.25 mA
Inrush current	≤ 20 A
Power factor	≥ 0.5
Power factor correction (PFC)	Passive
Mains failure hold-up time	≥ 60 ms

Output

Nominal output voltage $U_{o\text{nom}}$	DC 24 V (SELV)
Output voltage range	DC 22 ... 26 V (adjustable)
Default setting	DC 24 V
Nominal output current $I_{o\text{nom}}$	2.5 A; 2 A (< 110 VAC)
Nominal output power	60 W
Control deviation	≤ 1 %
Deviation, dynamic load change 10 ... 90 %	≤ 1 %
Residual ripple	≤ 100 mV (peak-to-peak)
Overload behavior	Constant power (in overload range: $1.05 \dots 1.35 \times I_{o\text{nom}}$); Shutdown and automatic restart in the event of a short circuit or permanent overload

Signaling and communication

Signaling	1 x LED DC OK (green)
Operation status indicator	Green LED (U_o)

Subject to changes. Please also observe the further product documentation!



Efficiency/power losses

Power loss P_l	≤ 0.6 W (230 VAC; No load)
Power loss (max.) $P_{l(max)}$	9 W (100 VAC / 24 VDC; 2.5 A)
Efficiency (typ.)	89 % (230 VAC); 87 % (110 VAC)

Circuit protection

Internal fuse	T 2 A / 250 VAC
Required backup fusing	An external DC fuse is required for the DC input voltage.
Recommended backup fusing	Circuit breaker: 6 A (C characteristic), 10 A (B characteristic) or higher

Safety and protection

Isolation voltage (Pri.-Sec.)	DC 4.242 kV
Protection class	I
Protection type	IP20
Note on protection type	Per EN 60529
Resistance to reverse feed	\leq DC 35 V
Pollution degree	2
Transient suppression (primary)	Varistor
Overvoltage protection; secondary	≤ 31 VDC (in the event of a fault)
Short-circuit-protected	Yes
Open-circuit-proof	Yes
Parallel operation	Yes
Series operation	Yes
MTBF	> 500,000 h (per IEC 61709)

Connection data

Connection type (1)	Input/Output
Connection technology	Push-in CAGE CLAMP®
WAGO Connector	<i>picoMAX</i> ® 5.0, WAGO 2092 Series
Solid conductor	0.2 ... 2.5 mm ² / 24 ... 12 AWG
Fine-stranded conductor	0.2 ... 2.5 mm ² / 24 ... 12 AWG
Strip length	9 ... 10 mm / 0.35 ... 0.39 inch

Subject to changes. Please also observe the further product documentation!



Physical data

Width	72 mm / 2.835 inch
Height	90 mm / 3.543 inch
Depth	56 mm / 2.205 inch
Depth from upper edge of DIN-rail	52.5 mm / 2.067 inch
Note (dimensions)	Depth: 48 mm (without cover)

Mechanical data

Mounting type	DIN-35 rail Screw mount (back/side)
---------------	--

Material data

Flammability class per UL94	V0
Fire load	0.168 MJ
Weight	288 g

Environmental requirements

Surrounding air temperature (operation)	-25 ... +70 °C
Surrounding air temperature (storage)	-40 ... +85 °C
Relative humidity	95% (no condensation permissible)
Derating	-2.66 %/K (> 55 °C)

Standards and specifications

Conformity marking	CE
Standards/Specifications	EN 61204-3 EN 60335-1 EN 62368-1 UL 60950-1 UL 508

Commercial data

PU (SPU)	1 Stück
Packaging type	box
Country of origin	CN
GTIN	4055143908016
Customs tariff number	85044082900


Subject to changes. Please also observe the further product documentation!

WAGO GmbH & Co. KG
Hansastr. 27
32423 Minden
Phone: +49571 887-0 | Fax: +49571 887-169
Email: info.de@wago.com | Web: www.wago.com



Do you have any questions about our products?
We are always happy to take your call at +49 (571) 887-44222.

Approvals / Certificates

Country specific Approvals

Logo	Approval	Additional Approval Text	Certificate name
	EAC Brjansker Zertifizierungsstelle	TP TC 004/2011, TP TC 020/2011	EAC RU C-DE.AM02.B. 00089_19

UL-Approvals



Logo	Approval	Additional Approval Text	Certificate name
	UL Underwriters Laboratories Inc.	UL 60950-1	E255815
	UL Underwriters Laboratories Inc.	UL 508	E255817

Optional accessories




Strain relief

Strain relief plate		
	Item no.: 2092-1601 Gripping plate; light gray	www.wago.com/2092-1601

Tool

Operating tool		
	Item no.: 210-769 SCREWDRIVER; green	www.wago.com/210-769
	Item no.: 210-720 Operating tool; Blade: 3.5 x 0.5 mm; with a partially insulated shaft; multicoloured	www.wago.com/210-720

Ferrule

Ferrule		
	Item no.: 216-203 Ferrule; Sleeve for 1 mm ² / AWG 18; insulated; electro-tin plated; red	www.wago.com/216-203
	Item no.: 216-202 Ferrule; Sleeve for 0.75 mm ² / 18 AWG; insulated; electro-tin plated; gray	www.wago.com/216-202
	Item no.: 216-204	

Subject to changes. Please also observe the further product documentation!

Ferrule; Sleeve for 1.5 mm² / AWG 16; insulated; electro-tin plated; blackwww.wago.com/216-204**Item no.: 216-201**Ferrule; Sleeve for 0.5 mm² / 20 AWG; insulated; electro-tin plated; whitewww.wago.com/216-201**Item no.: 216-301**Ferrule; Sleeve for 0.25 mm² / AWG 24; insulated; electro-tin plated; yellowwww.wago.com/216-301**Item no.: 216-302**Ferrule; Sleeve for 0.34 mm² / 22 AWG; insulated; electro-tin plated; light turquoisewww.wago.com/216-302**Downloads****Documentation****Manual**COMPACT Power; 1-phase
DC 24 V / 2.5 AV 1.0.1
2021 Jan 21pdf
1.6 MB[Download](#)**Bid Text**787-1212
X81 - Datei

2019 Jul 4

xml
7.4 kB[Download](#)787-1212
docx - Datei

2019 Jun 12

docx
21.1 kB[Download](#)[ausschreiben.de 787-1212](http://ausschreiben.de/787-1212)

URL

[Download](#)**Instruction Leaflet**Primär getaktete Stromversorgungen COMPACT
DC 24 V, 2,5 Apdf
1.6 MB[Download](#)**Additional Information**

Disposal; Electrical and electronic equipment, Packaging

V 1.0.0

pdf
265.8 kB[Download](#)**CAD/CAE-Data****CAD data**

2D/3D Models 787-1212

URL

[Download](#)

Subject to changes. Please also observe the further product documentation!

WAGO GmbH & Co. KG

Hansastr. 27

32423 Minden

Phone: +49571 887-0 | Fax: +49571 887-169

Email: info.de@wago.com | Web: www.wago.com

Do you have any questions about our products?

We are always happy to take your call at +49 (571) 887-44222.



CAE data

WSCAD Universe 787-1212	URL	Download
ZUKEN Portal 787-1212	URL	Download
EPLAN Data Portal 787-1212	URL	Download

Environmental Product Compliance

Compliance Search

Environmental Product Compliance 787-1212 Switched-mode power supply; Compact; 1-phase; 24 VDC output voltage; 2.5 A output current; DC-OK LED	URL	Download
---	---------------------	--------------------------

Installation Notes

Product family

EPSITRON COMPACT Power

EPSITRON® COMPACT POWER: Compact, High-Performance Power Supplies

[Show all products from the family](#)

Subject to changes. Please also observe the further product documentation!