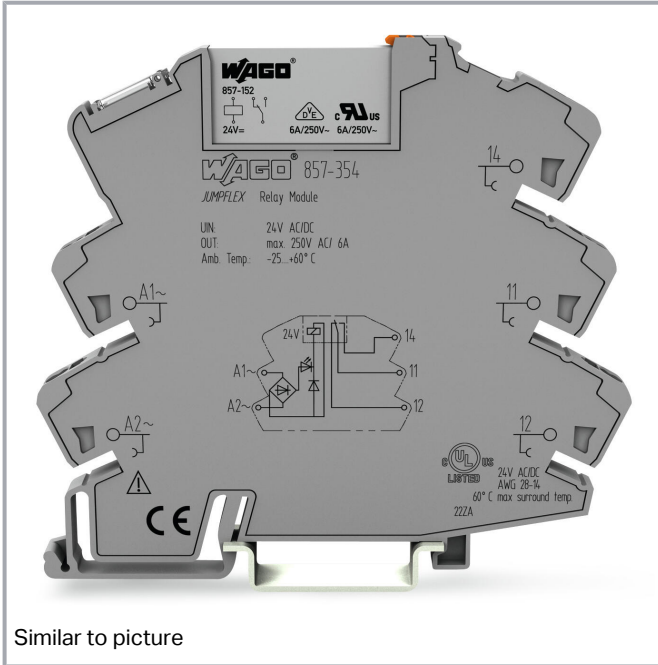


Data sheet | Item number: 857-354


Relay module; Nominal input voltage: 24 V AC/DC; 1 changeover contact;
Limiting continuous current: 6 A; Yellow status indicator; Module width: 6 mm



www.wago.com/857-354



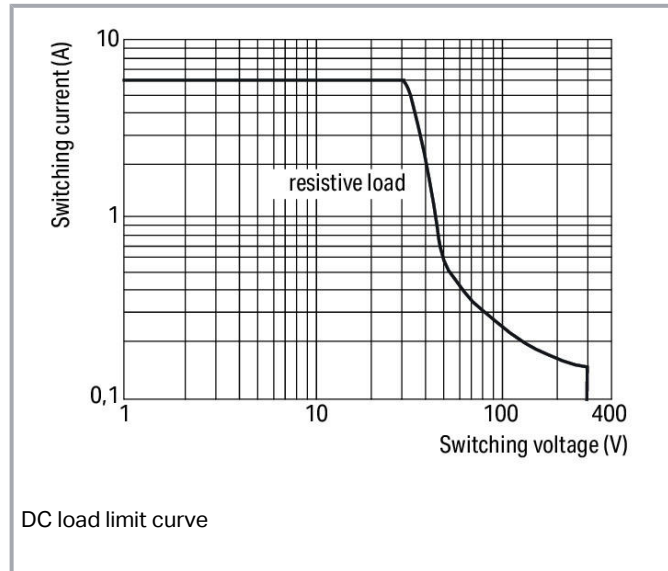
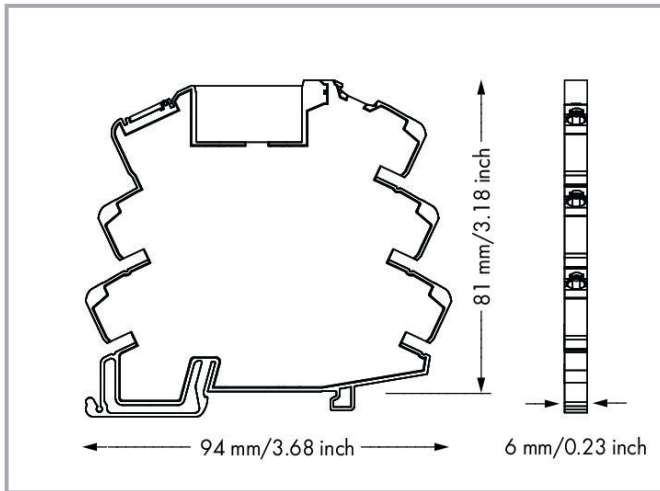
Similar to picture



Subject to changes. Please also observe the further product documentation!

WAGO GmbH & Co. KG
Hansastr. 27
32423 Minden
Phone: +49571 887-0 | Fax: +49571 887-169
Email: info.de@wago.com | Web: www.wago.com

Do you have any questions about our products?
We are always happy to take your call at +49 (571) 887-44222.



Data Notes

Note

To protect the relay coils and contacts, inductive loads must be dampened with an effective protection circuit.

Technical data

Control circuit

Nominal input voltage U_N	AC/DC 24 V
Input voltage range	-15 ... +20 %
Nominal input current at U_N	8.5 mA
Nominal frequency range (input voltage)	50 ... 60 HzAC / 0 HzDC

Load circuit

Number of changeover/switchover contacts	1
Contact material (relay)	AgSnO ₂
Limiting continuous current	6 A
Inrush current (resistive) (max.)	(AC) 20 A / 0.02 s
Switching voltage (max.)	AC 250 V

Subject to changes. Please also observe the further product documentation!

WAGO GmbH & Co. KG
 Hansastr. 27
 32423 Minden
 Phone: +49571 887-0 | Fax: +49571 887-169
 Email: info.de@wago.com | Web: www.wago.com

Do you have any questions about our products?
 We are always happy to take your call at +49 (571) 887-44222.



Switching power (resistive) (max.)	AC 1500 VA; DC (see load limit curve)
Switching capacity	AC-15: 3 A / AC 250 V; DC-13: 2 A / DC 24 V
Recommended minimum load	10 V / 10 mA; 24 V / 1 mA
Pull-in time (typ.)	15 ms
Drop-out time (typ.)	25 ms
Bounce time (typ.)	3.5 ms
Electrical life (NO; resistive load; 23 °C)	50 x 10 ³ switching operations
Mechanical life	5 x 10 ⁶ switching operations
Switching frequency with/without load (max.)	6 min ⁻¹ / 180 min ⁻¹

Signaling

Status indicator	Yellow LED
------------------	------------

Safety and protection

Rated voltage	300 V
Rated surge voltage	4 kV
Circuit type	Mains circuits
Overvoltage category	III
Pollution degree	2
Dielectric strength, control/load circuit (AC, 1 min)	3.51 kVrms
Dielectric strength, open contact (AC, 1 min)	1 kVrms
Insulation type (control/load circuit)	Reinforced insulation (safe isolation)
Insulation type (between adjacent devices of the the same type)	Double insulation (safe isolation)
Insulation type (to any type of adjacent devices)	Basic insulation
Protection type	IP20

Connection data

Connection technology	Push-in CAGE CLAMP®
Solid conductor	0.34 ... 2.5 mm ² / 22 ... 14 AWG
Fine-stranded conductor	0.34 ... 2.5 mm ² / 22 ... 14 AWG
Fine-stranded conductor; with insulated ferrule	0.34 ... 1.5 mm ² / 22 ... 16 AWG
Strip length	9 ... 10 mm / 0.35 ... 0.39 inch

Physical data

Width	6 mm / 0.236 inch
-------	-------------------

Subject to changes. Please also observe the further product documentation!



Height	94 mm / 3.701 inch
Depth from upper edge of DIN-rail	81 mm / 3.189 inch

Mechanical data

Mounting type	DIN-35 rail
Mounting position	Horizontal (standing/lying); vertical

Material data

Color	gray
Weight	30.9 g

Environmental requirements

Surrounding air temperature (operation at U_N)	-40 ... 60 °C
Surrounding air temperature (storage)	-40 ... +70 °C
Processing temperature	-25 ... +50 °C
Temperature range of the connecting cable according to EN 61010-2-201	$\geq (T_{\text{surrounding air}} + 30 \text{ K})$
Relative humidity	5 ... 85 % (no condensation permissible)
Operating altitude (max.)	2000 m

Standards and specifications

Standards/Specifications	EN 61010-2-201 EN 61810-1 EN 61373 UL 508 ATEX IEC Ex
--------------------------	--

Basic relay

WAGO Basic Relay	857-152
------------------	---------

Commercial data

Product Group	6 (Interface Electronics)
PU (SPU)	25 (1) Stück
Packaging type	box
Country of origin	CN
GTIN	4055143122061

Subject to changes. Please also observe the further product documentation!

WAGO GmbH & Co. KG
Hansastr. 27
32423 Minden
Phone: +49571 887-0 | Fax: +49571 887-169
Email: info.de@wago.com | Web: www.wago.com

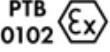



Do you have any questions about our products?
We are always happy to take your call at +49 (571) 887-44222.

Customs tariff number


85364900990

Approvals / Certificates

Ex-Approvals


Logo	Approval	Additional Approval Text	Certificate name
	ATEX DEKRA EXAM GmbH	EN 60079-0	BVS_14_ATEX_E_091_X
 Ex nA nC IIC T4 Gc	CCCEX CQST/CNEx	CNCA-C23-01	2020312304000757 (Ex nA nC IIC T4 Gc)
	IECEX DEKRA EXAM GmbH	IEC 60079-0	IECEX_BVS_14.0079_X (Ex ec nC IIC T4 Gc; Ex ec IIC T4 Gc)
	UL Underwriters Laboratories Inc. (HAZARDOUS LOCATIONS)	UL 121201	E198726

UL-Approvals

Logo	Approval	Additional Approval Text	Certificate name
	UL UL International Netherlands B.V. (ORDINARY LOCATIONS)	UL 508	E175199 Sec.4

Optional accessories

Ferrule

Ferrule	Item no.: 216-241	Item no.: 216-242	Item no.: 216-243
	Ferrule; Sleeve for 0.5 mm ² / 20 AWG; insulated; electro-tin plated; electrolytic copper; gastight crimped; acc. to DIN 46228, Part 4/09.90; white	Ferrule; Sleeve for 0.75 mm ² / 18 AWG; insulated; electro-tin plated; electrolytic copper; gastight crimped; acc. to DIN 46228, Part 4/09.90; gray	Ferrule; Sleeve for 1 mm ² / AWG 18; insulated; electro-tin plated; electrolytic copper; gastight crimped; acc. to DIN 46228, Part 4/09.90; red
	www.wago.com/216-241	www.wago.com/216-242	www.wago.com/216-243

Subject to changes. Please also observe the further product documentation!

WAGO GmbH & Co. KG

Hansastr. 27














32423 Minden

Phone: +49571 887-0 | Fax: +49571 887-169












Email: info.de@wago.com | Web: www.wago.com

Do you have any questions about our products?












We are always happy to take your call at +49 (571) 887-44222.

	<p>Item no.: 216-244 Ferrule; Sleeve for 1.5 mm² / AWG 16; insulated; electro-tin plated; electrolytic copper; gastight crimped; acc. to DIN 46228, Part 4/09.90; black</p>	www.wago.com/216-244
Jumpers		
Jumper		
	<p>Item no.: 859-408 Jumper; for jumper slot; 8-way; insulated; light gray</p>	www.wago.com/859-408
	<p>Item no.: 281-482 Jumper; insulated; gray</p>	www.wago.com/281-482
	<p>Item no.: 859-404/000-005 Jumper; for jumper slot; 4-way; insulated; red</p>	www.wago.com/859-404/000-005
	<p>Item no.: 859-404/000-006 Jumper; for jumper slot; 4-way; insulated; blue</p>	www.wago.com/859-404/000-006
	<p>Item no.: 859-405/000-005 Jumper; for jumper slot; 5-way; insulated; red</p>	www.wago.com/859-405/000-005
	<p>Item no.: 859-405/000-029 Jumper; for jumper slot; 5-way; insulated; yellow</p>	www.wago.com/859-405/000-029
	<p>Item no.: 859-405 Jumper; for jumper slot; 5-way; insulated; light gray</p>	www.wago.com/859-405
	<p>Item no.: 859-404/000-029 Jumper; for jumper slot; 4-way; insulated; yellow</p>	www.wago.com/859-404/000-029
	<p>Item no.: 859-406 Jumper; for jumper slot; 6-way; insulated; light gray</p>	www.wago.com/859-406
	<p>Item no.: 859-405/000-006 Jumper; for jumper slot; 5-way; insulated; blue</p>	www.wago.com/859-405/000-006
	<p>Item no.: 859-406/000-005 Jumper; for jumper slot; 6-way; insulated; red</p>	www.wago.com/859-406/000-005
	<p>Item no.: 859-409/000-029 Jumper; for jumper slot; 9-way; insulated; yellow</p>	www.wago.com/859-409/000-029

Subject to changes. Please also observe the further product documentation!







	<p>Item no.: 859-410/000-005 Jumper; for jumper slot; 10-way; insulated; red</p>	<p>www.wago.com/859-410/000-005</p>
	<p>Item no.: 859-410/000-029 Jumper; for jumper slot; 10-way; insulated; yellow</p>	<p>www.wago.com/859-410/000-029</p>
	<p>Item no.: 859-410 Jumper; for jumper slot; 10-way; insulated; light gray</p>	<p>www.wago.com/859-410</p>
	<p>Item no.: 859-410/000-006 Jumper; for jumper slot; 10-way; insulated; blue</p>	<p>www.wago.com/859-410/000-006</p>
	<p>Item no.: 859-403/000-005 Jumper; for jumper slot; 3-way; insulated; red</p>	<p>www.wago.com/859-403/000-005</p>
	<p>Item no.: 859-402/000-029 Jumper; for jumper slot; 2-way; insulated; yellow</p>	<p>www.wago.com/859-402/000-029</p>
	<p>Item no.: 859-403/000-029 Jumper; for jumper slot; 3-way; insulated; yellow</p>	<p>www.wago.com/859-403/000-029</p>
	<p>Item no.: 859-403/000-006 Jumper; for jumper slot; 3-way; insulated; blue</p>	<p>www.wago.com/859-403/000-006</p>
	<p>Item no.: 859-408/000-005 Jumper; for jumper slot; 8-way; insulated; red</p>	<p>www.wago.com/859-408/000-005</p>
	<p>Item no.: 859-408/000-029 Jumper; for jumper slot; 8-way; insulated; yellow</p>	<p>www.wago.com/859-408/000-029</p>
	<p>Item no.: 859-409 Jumper; for jumper slot; 9-way; insulated; light gray</p>	<p>www.wago.com/859-409</p>
	<p>Item no.: 859-408/000-006 Jumper; for jumper slot; 8-way; insulated; blue</p>	<p>www.wago.com/859-408/000-006</p>
	<p>Item no.: 859-403 Jumper; for jumper slot; 3-way; insulated; light gray</p>	<p>www.wago.com/859-403</p>
	<p>Item no.: 859-409/000-005 Jumper; for jumper slot; 9-way; insulated; red</p>	<p>www.wago.com/859-409/000-005</p>

Subject to changes. Please also observe the further product documentation!

	Item no.: 859-404 Jumper; for jumper slot; 4-way; insulated; light gray	www.wago.com/859-404
	Item no.: 859-409/000-006 Jumper; for jumper slot; 9-way; insulated; blue	www.wago.com/859-409/000-006
	Item no.: 859-402/000-006 Jumper; for jumper slot; 2-way; insulated; blue	www.wago.com/859-402/000-006
	Item no.: 859-402 Jumper; for jumper slot; 2-way; insulated; light gray	www.wago.com/859-402
	Item no.: 859-402/000-005 Jumper; for jumper slot; 2-way; insulated; red	www.wago.com/859-402/000-005
	Item no.: 859-406/000-006 Jumper; for jumper slot; 6-way; insulated; blue	www.wago.com/859-406/000-006
	Item no.: 859-406/000-029 Jumper; for jumper slot; 6-way; insulated; signal yellow	www.wago.com/859-406/000-029
	Item no.: 859-407/000-006 Jumper; for jumper slot; 7-way; insulated; blue	www.wago.com/859-407/000-006
	Item no.: 859-407/000-005 Jumper; for jumper slot; 7-way; insulated; red	www.wago.com/859-407/000-005
	Item no.: 859-407/000-029 Jumper; for jumper slot; 7-way; insulated; yellow	www.wago.com/859-407/000-029
	Item no.: 859-407 Jumper; for jumper slot; 7-way; insulated; light gray	www.wago.com/859-407
Interface module		
Interface adapter		
	Item no.: 857-982 Interface adapter; 14-pole; High-side switching output	www.wago.com/857-982
	Item no.: 857-986 Interface adapter; 15-pole; High-side switching input	www.wago.com/857-986
	Item no.: 857-981 Interface adapter; 14-pole; High-side switching input	www.wago.com/857-981

Subject to changes. Please also observe the further product documentation!

Marking accessories

Marking strip		
	<p>Item no.: 2009-110 Marking strips; for Smart Printer; on reel; not stretchable; plain; snap-on type; white</p>	www.wago.com/2009-110
Marking device		
	<p>Item no.: 210-110 Fiber-tip pen</p>	www.wago.com/210-110
Double marker carrier		
	<p>Item no.: 209-128 Adaptor; gray</p>	www.wago.com/209-128
Protective marker cover		
	<p>Item no.: 209-184 Protection cover; transparent</p>	www.wago.com/209-184
Marker		
	<p>Item no.: 2009-115 WMB-Inline; for Smart Printer; 1500 pieces on roll; stretchable 5 - 5.2 mm; plain; snap-on type; white</p>	www.wago.com/2009-115
	<p>Item no.: 209-183 Marker card; white</p>	www.wago.com/209-183
	<p>Item no.: 793-501 WMB marking card; as card; not stretchable; plain; snap-on type; white</p>	www.wago.com/793-501
	<p>Item no.: 793-502 WMB marking card; as card; MARKED; 1 ... 10 (10x); not stretchable; Horizontal marking; snap-on type; white</p>	www.wago.com/793-502
	<p>Item no.: 793-503 WMB marking card; as card; MARKED; 11 ... 20 (10x); not stretchable; Horizontal marking; snap-on type; white</p>	www.wago.com/793-503
	<p>Item no.: 793-504 WMB marking card; as card; MARKED; 21 ... 30 (10x); not stretchable; Horizontal marking; snap-on type; white</p>	www.wago.com/793-504
	<p>Item no.: 793-505 WMB marking card; as card; MARKED; 31 ... 40 (10x); not stretchable; Horizontal marking; snap-on type; white</p>	www.wago.com/793-505
	<p>Item no.: 793-506 WMB marking card; as card; MARKED; 41 ... 50 (10x); not stretchable; Horizontal marking; snap-on type; white</p>	www.wago.com/793-506
	<p>Item no.: 793-566 WMB marking card; as card; MARKED; 1 ... 50 (2x); not stretchable; Horizontal marking; snap-on type; white</p>	www.wago.com/793-566
	<p>Item no.: 793-5501 WMB marking card; as card; for terminal block width 5 - 17.5 mm; stretchable 5 - 5.2 mm; plain; snap-on</p>	www.wago.com/793-5501

Subject to changes. Please also observe the further product documentation!

type; white

Group marker carrier



Item no.: 249-105

Group marker carrier; gray

www.wago.com/249-105

Tool

Operating tool



Item no.: 210-720

Operating tool; Blade: 3.5 x 0.5 mm; with a partially insulated shaft; multicoloured

www.wago.com/210-720

Downloads

Documentation

Bid Text

857-354 docx - Datei	2019 Feb 20	docx 16.8 kB	Download
-------------------------	-------------	-----------------	----------

857-354 X81 - Datei	2019 Feb 19	xml 4.8 kB	Download
------------------------	-------------	---------------	----------

Instruction Leaflet

Elektromechanical and Solid-State Relays/Optocouplers	V 1.4.1 2020 Oct 9	pdf 2.6 MB	Download
---	-----------------------	---------------	----------

Additional Information

Disposal; Electrical and electronic equipment, Packaging	V 1.0.0	pdf 265.8 kB	Download
--	---------	-----------------	----------

CAD/CAE-Data

CAD data

2D/3D Models 857-354	URL	Download
----------------------	-----	----------

CAE data

EPLAN Data Portal 857-354	URL	Download
---------------------------	-----	----------

WSCAD Universe 857-354	URL	Download
------------------------	-----	----------

7I IKFN Portal 857-354

Subject to changes. Please also observe the further product documentation!

WAGO GmbH & Co. KG

Hansastr. 27

32423 Minden

Phone: +49571 887-0 | Fax: +49571 887-169

Email: info.de@wago.com | Web: www.wago.com

Do you have any questions about our products?

We are always happy to take your call at +49 (571) 887-44222.

Environmental Product Compliance

Compliance Search

Environmental Product Compliance 857-354


[URL](#)

[Download](#)

Relay module; Nominal input voltage: 24 V AC/DC; 1 changeover contact; Limiting continuous current: 6 A; Yellow status indicator; Module width: 6 mm


Installation Notes

Conductor termination



Conductor termination

Commoning



Easy commoning using adjacent jumpers


Marking

Subject to changes. Please also observe the further product documentation!



Marking via WMB Multi Marking System.

Installation



Removing a relay via ejector.

Subject to changes. Please also observe the further product documentation!