



Data sheet | Item number: 857-604

Timer relay module; Nominal input voltage: 24 VDC; Limiting continuous current: 6 A; Railway; Multifunction; Yellow status indicator; Module width: 6 mm; gray

www.wago.com/857-604

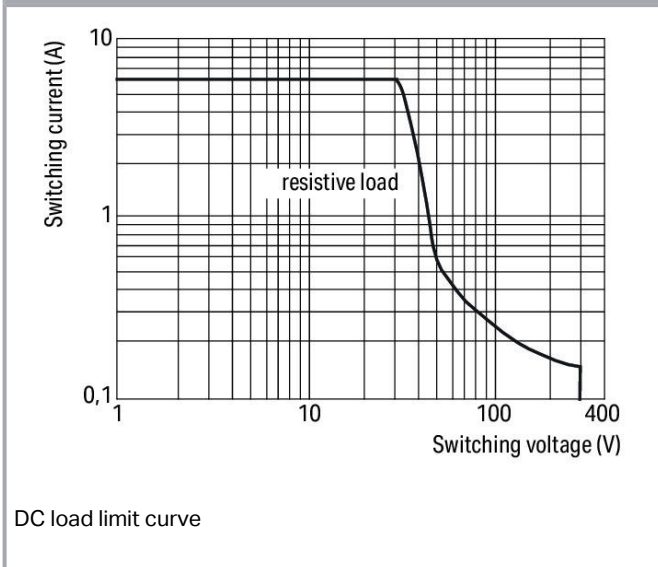
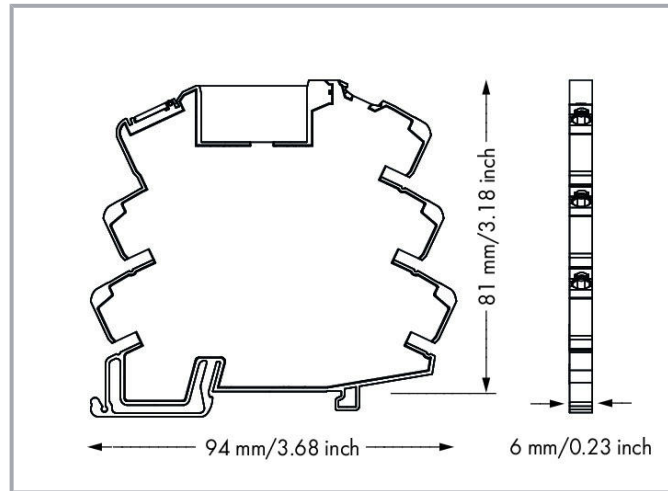
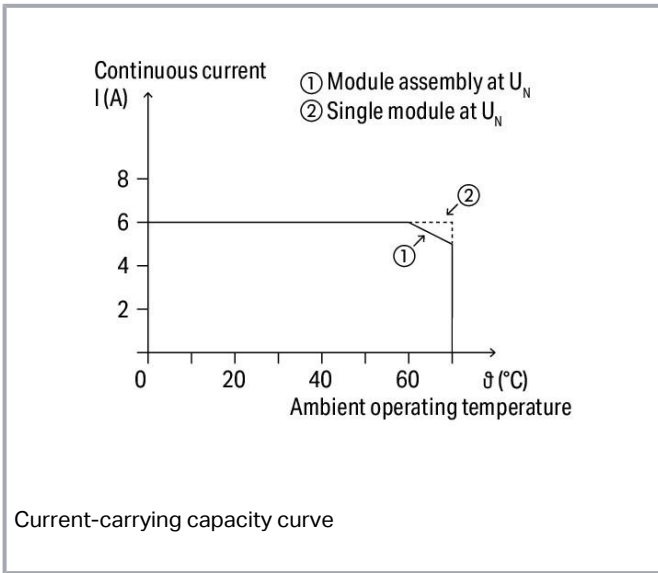


Color: —

Subject to changes. Please also observe the further product documentation!

WAGO GmbH & Co. KG
Hansastr. 27
32423 Minden
Phone: +49571 887-0 | Fax: +49571 887-169
Email: info.de@wago.com | Web: www.wago.com

Do you have any questions about our products?
We are always happy to take your call at +49 (571) 887-44222.



Item description

Features:

- 4 functions
- Function and time range adjustable via DIP switch

Data

Technical data

Subject to changes. Please also observe the further product documentation!

Control circuit

Nominal input voltage U_N	DC 24 V
Input voltage range	±30 %
Nominal input current at U_N	18 mA
Time range	Adjustable: 0.1 ... 10 s; 3 ... 300 s; 0.3 ... 30 min; 3 ... 300 min
Reset time	50 ms
Repeat accuracy	1 %
Minimum pulse length (control input)	10 ms
Functions	On-delay Single-shot leading edge On-delay and single-shot leading edge (1 s fixed) Flashing

Load circuit

Number of changeover/switchover contacts	1
Contact material (relay)	AgSnO ₂
Limiting continuous current	6 A
Inrush current (resistive) (max.)	(AC) 20 A / 0.02 s
Switching voltage (max.)	AC 250 V
Switching power (resistive) (max.)	AC 1500 VA; DC (see load limit curve)
Switching capacity	AC-15: 3 A / AC 250 V; DC-13: 2 A / DC 24 V
Recommended minimum load	10 V / 10 mA; 24 V / 1 mA
Pull-in time (typ.)	15 ms
Drop-out time (typ.)	25 ms
Bounce time (typ.)	3.5 ms
Electrical life (NO; resistive load; 23 °C)	50 x 10 ³ switching operations
Mechanical life	5 x 10 ⁶ switching operations

Signaling

Status indicator	Yellow LED
------------------	------------

Safety and protection

Rated voltage	250 V
Rated surge voltage	4 kV
Pollution degree	2

Subject to changes. Please also observe the further product documentation!



Dielectric strength, control/load circuit (AC, 1 min)	4 kVrms
Dielectric strength, open contact (AC, 1 min)	1 kVrms
Protection type	IP20

Connection data

Connection technology	Push-in CAGE CLAMP®
Solid conductor	0.34 ... 2.5 mm ² / 22 ... 14 AWG
Fine-stranded conductor	0.34 ... 2.5 mm ² / 22 ... 14 AWG
Strip length	9 ... 10 mm / 0.35 ... 0.39 inch

Physical data

Width	6 mm / 0.236 inch
Height	94 mm / 3.701 inch
Depth from upper edge of DIN-rail	81 mm / 3.189 inch

Mechanical data

Mounting type	DIN-35 rail
---------------	-------------

Material data

Color	gray
Fire load	0.566 MJ
Weight	24.9 g

Environmental requirements

Surrounding air temperature (operation at U_N)	-25 ... 70 °C
Surrounding air temperature (storage)	-40 ... +70 °C
Processing temperature	-25 ... +50 °C
Relative humidity	5 ... 95 % (no condensation permissible)
Operating altitude (max.)	2000 m

Standards and specifications

Standards/Specifications	EN 61812-1 EN 61373 EN 50121-3-2 UL 508
--------------------------	--

Subject to changes. Please also observe the further product documentation!

WAGO GmbH & Co. KG
Hansastr. 27
32423 Minden
Phone: +49571 887-0 | Fax: +49571 887-169
Email: info.de@wago.com | Web: www.wago.com

Do you have any questions about our products?
We are always happy to take your call at +49 (571) 887-44222.

Basic relay



WAGO Basic Relay 857-150

Commercial data


Product Group	6 (Interface Electronics)
PU (SPU)	1 Each
Packaging type	bag
Country of origin	DE
GTIN	4050821565673
Customs tariff number	85364900990

Approvals / Certificates

Country specific Approvals

Logo	Approval	Additional Approval Text	Certificate name
	EAC Brjansker Zertifizierungsstelle	TP TC 004/2011	EAC RU C-DE.AM02.B. 00122/19
	EAC Brjansker Zertifizierungsstelle	TP TC 020/2011	EAC_Certificate_RU_C- DE.AM02.B.00115_19

UL-Approvals

Logo	Approval	Additional Approval Text	Certificate name
	UL UL International Netherlands B.V. (ORDINARY LOCATIONS)	UL 508	E175199 Sec.4

Optional accessories

Marking accessories

Marking strip



Item no.: 2009-110

Marking strips; for Smart Printer; on reel; not stretchable; plain; snap-on type; white

www.wago.com/2009-110

Marking device



Item no.: 210-110

Subject to changes. Please also observe the further product documentation!

WAGO GmbH & Co. KG

Hansastr. 27

32423 Minden

Phone: +49571 887-0 | Fax: +49571 887-169

Email: info.de@wago.com | Web: www.wago.com

Do you have any questions about our products?

We are always happy to take your call at +49 (571) 887-44222.

Fiber-tip pen

www.wago.com/210-110

Double marker carrier



Item no.: 209-128

Adaptor; gray

www.wago.com/209-128

Protective marker cover

Item no.: 209-184

Protection cover; transparent

www.wago.com/209-184

Marker



Item no.: 2009-115

WMB-Inline; for Smart Printer; 1500 pieces on roll; stretchable 5 - 5.2 mm; plain; snap-on type; white

www.wago.com/2009-115

Item no.: 209-183

Marker card; white

www.wago.com/209-183



Item no.: 793-501

WMB marking card; as card; not stretchable; plain; snap-on type; white

www.wago.com/793-501



Item no.: 793-502

WMB marking card; as card; MARKED; 1 ... 10 (10x); not stretchable; Horizontal marking; snap-on type; white

www.wago.com/793-502

Item no.: 793-503

WMB marking card; as card; MARKED; 11 ... 20 (10x); not stretchable; Horizontal marking; snap-on type; white

www.wago.com/793-503

Item no.: 793-504

WMB marking card; as card; MARKED; 21 ... 30 (10x); not stretchable; Horizontal marking; snap-on type; white

www.wago.com/793-504

Item no.: 793-505

WMB marking card; as card; MARKED; 31 ... 40 (10x); not stretchable; Horizontal marking; snap-on type; white

www.wago.com/793-505

Item no.: 793-506

WMB marking card; as card; MARKED; 41 ... 50 (10x); not stretchable; Horizontal marking; snap-on type; white

www.wago.com/793-506

Item no.: 793-566

WMB marking card; as card; MARKED; 1 ... 50 (2x); not stretchable; Horizontal marking; snap-on type; white

www.wago.com/793-566

Item no.: 793-5501

WMB marking card; as card; for terminal block width 5 - 17.5 mm; stretchable 5 - 5.2 mm; plain; snap-on type; white

www.wago.com/793-5501

Group marker carrier



Item no.: 249-105

Group marker carrier; gray

www.wago.com/249-105

Tool

Subject to changes. Please also observe the further product documentation!

WAGO GmbH & Co. KG

Hansastr. 27

32423 Minden


Phone: +49571 887-0 | Fax: +49571 887-169

Email: info.de@wago.com | Web: www.wago.com

Do you have any questions about our products?





We are always happy to take your call at +49 (571) 887-44222.

Operating tool

	Item no.: 210-720 Operating tool; Blade: 3.5 x 0.5 mm; with a partially insulated shaft; multicoloured	www.wago.com/210-720
---	--	--





Ferrule

Ferrule

	Item no.: 216-241 Ferrule; Sleeve for 0.5 mm ² / 20 AWG; insulated; electro-tin plated; electrolytic copper; gastight crimped; acc. to DIN 46228, Part 4/09.90; white	www.wago.com/216-241
	Item no.: 216-242 Ferrule; Sleeve for 0.75 mm ² / 18 AWG; insulated; electro-tin plated; electrolytic copper; gastight crimped; acc. to DIN 46228, Part 4/09.90; gray	www.wago.com/216-242
	Item no.: 216-243 Ferrule; Sleeve for 1 mm ² / AWG 18; insulated; electro-tin plated; electrolytic copper; gastight crimped; acc. to DIN 46228, Part 4/09.90; red	www.wago.com/216-243
	Item no.: 216-244 Ferrule; Sleeve for 1.5 mm ² / AWG 16; insulated; electro-tin plated; electrolytic copper; gastight crimped; acc. to DIN 46228, Part 4/09.90; black	www.wago.com/216-244

Jumpers

Jumper

	Item no.: 859-408 Jumper; for jumper slot; 8-way; insulated; light gray	www.wago.com/859-408
	Item no.: 281-482 Jumper; insulated; gray	www.wago.com/281-482
	Item no.: 859-404/000-005 Jumper; for jumper slot; 4-way; insulated; red	www.wago.com/859-404/000-005
	Item no.: 859-404/000-006 Jumper; for jumper slot; 4-way; insulated; blue	www.wago.com/859-404/000-006
	Item no.: 859-405/000-005 Jumper; for jumper slot; 5-way; insulated; red	www.wago.com/859-405/000-005
	Item no.: 859-405/000-029 Jumper; for jumper slot; 5-way; insulated; yellow	www.wago.com/859-405/000-029
	Item no.: 859-405 Jumper; for jumper slot; 5-way; insulated; light gray	www.wago.com/859-405

Subject to changes. Please also observe the further product documentation!



Item no.: 859-404/000-029
Jumper; for jumper slot; 4-way; insulated; yellow

www.wago.com/859-404/000-029



Item no.: 859-406
Jumper; for jumper slot; 6-way; insulated; light gray

www.wago.com/859-406



Item no.: 859-405/000-006
Jumper; for jumper slot; 5-way; insulated; blue

www.wago.com/859-405/000-006



Item no.: 859-406/000-005
Jumper; for jumper slot; 6-way; insulated; red

www.wago.com/859-406/000-005



Item no.: 859-409/000-029
Jumper; for jumper slot; 9-way; insulated; yellow

www.wago.com/859-409/000-029

Item no.: 859-410/000-005
Jumper; for jumper slot; 10-way; insulated; red

www.wago.com/859-410/000-005

Item no.: 859-410/000-029
Jumper; for jumper slot; 10-way; insulated; yellow

www.wago.com/859-410/000-029



Item no.: 859-410
Jumper; for jumper slot; 10-way; insulated; light gray

www.wago.com/859-410

Item no.: 859-410/000-006
Jumper; for jumper slot; 10-way; insulated; blue

www.wago.com/859-410/000-006



Item no.: 859-403/000-005
Jumper; for jumper slot; 3-way; insulated; red

www.wago.com/859-403/000-005



Item no.: 859-402/000-029
Jumper; for jumper slot; 2-way; insulated; yellow

www.wago.com/859-402/000-029



Item no.: 859-403/000-029
Jumper; for jumper slot; 3-way; insulated; yellow

www.wago.com/859-403/000-029



Item no.: 859-403/000-006
Jumper; for jumper slot; 3-way; insulated; blue















www.wago.com/859-403/000-006



Item no.: 859-408/000-005
Jumper; for jumper slot; 8-way; insulated; red

www.wago.com/859-408/000-005

Subject to changes. Please also observe the further product documentation!

	Item no.: 859-408/000-029 Jumper; for jumper slot; 8-way; insulated; yellow	www.wago.com/859-408/000-029
	Item no.: 859-409 Jumper; for jumper slot; 9-way; insulated; light gray	www.wago.com/859-409
	Item no.: 859-408/000-006 Jumper; for jumper slot; 8-way; insulated; blue	www.wago.com/859-408/000-006
	Item no.: 859-403 Jumper; for jumper slot; 3-way; insulated; light gray	www.wago.com/859-403
	Item no.: 859-409/000-005 Jumper; for jumper slot; 9-way; insulated; red	www.wago.com/859-409/000-005
	Item no.: 859-404 Jumper; for jumper slot; 4-way; insulated; light gray	www.wago.com/859-404
	Item no.: 859-409/000-006 Jumper; for jumper slot; 9-way; insulated; blue	www.wago.com/859-409/000-006
	Item no.: 859-402/000-006 Jumper; for jumper slot; 2-way; insulated; blue	www.wago.com/859-402/000-006
	Item no.: 859-402 Jumper; for jumper slot; 2-way; insulated; light gray	www.wago.com/859-402
	Item no.: 859-402/000-005 Jumper; for jumper slot; 2-way; insulated; red	www.wago.com/859-402/000-005
	Item no.: 859-406/000-006 Jumper; for jumper slot; 6-way; insulated; blue	www.wago.com/859-406/000-006
	Item no.: 859-406/000-029 Jumper; for jumper slot; 6-way; insulated; signal yellow	www.wago.com/859-406/000-029
	Item no.: 859-407/000-006 Jumper; for jumper slot; 7-way; insulated; blue	www.wago.com/859-407/000-006
	Item no.: 859-407/000-005 Jumper; for jumper slot; 7-way; insulated; red	www.wago.com/859-407/000-005

Subject to changes. Please also observe the further product documentation!



Item no.: 859-407/000-029
 Jumper; for jumper slot; 7-way; insulated; yellow

www.wago.com/859-407/000-029



Item no.: 859-407
 Jumper; for jumper slot; 7-way; insulated; light gray

www.wago.com/859-407

Downloads

Documentation

Bid Text

857-604 docx - Datei	2019 Feb 20	docx 17.4 kB	Download
-------------------------	-------------	-----------------	----------

857-604 X81 - Datei	2019 Feb 19	xml 5.6 kB	Download
------------------------	-------------	---------------	----------

Instruction Leaflet

Relaisbaustein mit gestecktem Kleinschaltrelais Multifunktionszeitrelais, 1 Wechsler (1u) , DC 24 V, 4 Zeitbereiche, 4 Funktionen		pdf 373.3 kB	Download
--	--	-----------------	----------

Additional Information

Disposal; Electrical and electronic equipment, Packaging	V 1.0.0	pdf 265.8 kB	Download
--	---------	-----------------	----------

CAD/CAE-Data

CAD data

2D/3D Models 857-604		URL	Download
----------------------	--	-----	----------

CAE data

EPLAN Data Portal 857-604		URL	Download
---------------------------	--	-----	----------

WSCAD Universe 857-604		URL	Download
------------------------	--	-----	----------

ZUKEN Portal 857-604		URL	Download
----------------------	--	-----	----------

Environmental Product Compliance

Subject to changes. Please also observe the further product documentation!

WAGO GmbH & Co. KG
 Hansastr. 27
 32423 Minden
 Phone: +49571 887-0 | Fax: +49571 887-169
 Email: info.de@wago.com | Web: www.wago.com

Do you have any questions about our products?
 We are always happy to take your call at +49 (571) 887-44222.

Compliance Search

Environmental Product Compliance 857-604


[URL](#)

[Download](#)

Timer relay module; Nominal input voltage: 24 VDC; Limiting continuous current: 6 A;
Railway; Multifunction; Yellow status indicator; Module width: 6 mm; gray


Installation Notes

Conductor termination



Conductor termination

Commoning



Easy commoning using adjacent jumpers


Marking

Subject to changes. Please also observe the further product documentation!



Marking via WMB Multi Marking System.

Installation



Removing a relay via ejector.

Subject to changes. Please also observe the further product documentation!